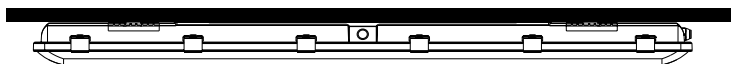



STRYDE

40W BATTEN



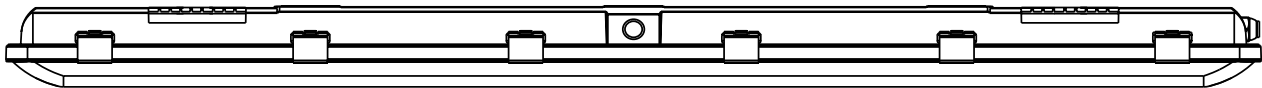
STRYDE 40W BATTEN



STRYDE is a versatile LED light designed for demanding environments. Featuring high-lumen SMD LEDs, a wide 120° beam, and a high-transmittance diffuser, it delivers uniform illumination. Its modular, plug-in design supports sensors, with surface or pendant mounting. Ideal for humid and dusty industrial applications.

DIMENSIONS (MM)

Surface Mount: 1165 x 75 x 80mm



PRODUCT INFO

Model	STRYDE
Range	Batten
Mounting Method	Surface Mount / Pendant Mount
Voltage	220-240VAC, 50Hz

PERFORMANCE SPECIFICATIONS

Power	4-Step Power Select: 40W/35W/30W/25W
Lumens	3,950 - 6,550 lm
Beam Angle	120°
IP Rating	IP65
IK Rating	IK08
LEDs	2835SMD CRI80
Dimmable	No
Working Temperature	-20°C to 45°C

DESIGN SPECIFICATIONS

Weight	1.35kg
Construction	PC
Diffuser Material	PC
Housing Colour	Grey
Sensor	Microwave Sensor (Optional upgrade)

COMPLIANCE & WARRANTY

Certificates Approvals	AS2293- AS/NZS CISPR 15
Warranty	5 Year Warranty

ORDERING EXAMPLE

STRYDE	B0	4	40	PS4	WNC	NS	A
MODEL	STANDBY POWER	BODY TYPE	POWER	POWER SELECTION	COLOUR TEMPERATURE	SENSOR	VOLTAGE
STRYDE	B0 No standby battery	4 1200mm	40 40W	PS4 4-Step Power Select	WNC Warm-Neutral-Cool White	NS No Sensor MS Microwave Sensor (Optional upgrade)	A 220-240VAC, 50Hz