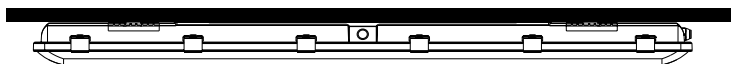



STRYDE

40W EMERGENCY BATTEN



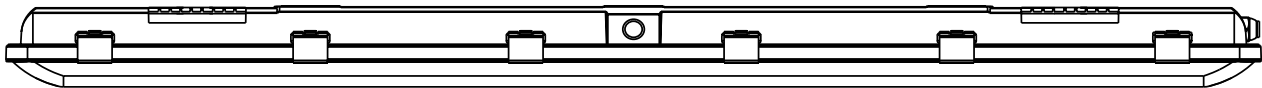
STRYDE 40W EMERGENCY BATTEN



STRYDE emergency batten is a versatile LED light designed for demanding environments. Featuring high-lumen SMD LEDs, a wide 120° beam, and a high-transmittance diffuser, it delivers uniform illumination. Its modular, plug-in design supports sensors, with surface or pendant mounting. Ideal for humid and dusty industrial applications.

DIMENSIONS (MM)

Surface Mount: 1165 x 75 x 80mm



PRODUCT INFO

Model	STRYDE
Range	Batten
Mounting Method	Surface Mount / Pendant Mount
Battery	LiFePO4
Voltage	220-240VAC, 50Hz

PERFORMANCE SPECIFICATIONS

Power	4-Step Power Select: 40W/35W/30W/25W
Lumens	3,950 - 6,550 lm
Beam Angle	120°
IP Rating	IP65
IK Rating	IK08
LEDs	2835SMD CRI80
Dimmable	No
Testing	Auto Test (EM model only)
Emergency Power	3W Max (EM model only)
Photometric Classification	C0 D50 C90 D50
Working Temperature	0°C to 45°C

DESIGN SPECIFICATIONS

Weight	1.35kg
Construction	PC
Diffuser Material	PC
Housing Colour	Grey
Sensor	Microwave Sensor (Optional upgrade)

COMPLIANCE & WARRANTY

Certificates Approvals	AS2293- AS/NZS CISPR 15
Warranty	5 Year Warranty

ORDERING EXAMPLE

STRYDE	EM	B2	4	40	PS4	WNC	NS	A
MODEL	OPERATION	STANDBY POWER	BODY TYPE	POWER	POWER SELECTION	COLOUR TEMPERATURE	SENSOR	VOLTAGE
STRYDE	EM Emergency	B0 No standby battery B2 Standby battery for EM lighting	4 1200mm	40 40W	PS4 4-Step Power Select	WNC Warm-Neutral-Cool White	NS No Sensor MS Microwave Sensor (Optional upgrade)	A 220-240VAC, 50Hz