




MULTO H-SERIES




LED STRIP STR-MULTO H





The Multo H-Series LED strip series offers all the benefits of rigid strip technology, but limits the length of the LED strip to under 3 metres. Ideal for hotel rooms, cupboards, closets, joinery, kitchens, under bench, seating etc.

Available in 9W, the Multo H-Series range offers a completely uniform glowing diffuser where no dots or scalloping is visible along the length of the luminaire or the illuminated surface.

POWER	LUMINOUS FLUX		
9W 9.6W / metre			
	SD • 600 lm / metre	P17D • 570 lm / metre	PR17D
COLOUR TEMPERATURE			
<div><div></div><div></div><div></div></div> <div>2700K3000K4000K</div>			



UNIFORM GLOW

Uniform Glow denotes a uniformly illuminated diffuser. The diffuser height and the pitch of the LED is closely observed to ensure uniformity along the length of the diffuser.

HIGHLY VERSATILE LENGTH OPTIONS

Highly versatile length options allows the user to achieve much more accurate and adaptable lengths. The Multo H is able to achieve any desired length within a 37.5mm increment.



L70

LONG OPERATING LIFE

Coolon products use world's most reputable LED manufacturers and the latest available standard to adequately report luminaire lumen maintenance.

We strive to drive LEDs under their nominal current and use state of the art heat dissipation methods, leading to durable electronics.



VARIOUS CCT & COLOUR BINNING CONSISTENCY

Product is offered in various Colour Temperatures using tighter bins.

5
YEARS

5 YEARS WARRANTY

Coolon Luminaires are covered by a solid comprehensible manufacturer's warranty that covers a range of possible defects and performance parameters throughout the duration of the warranty period.



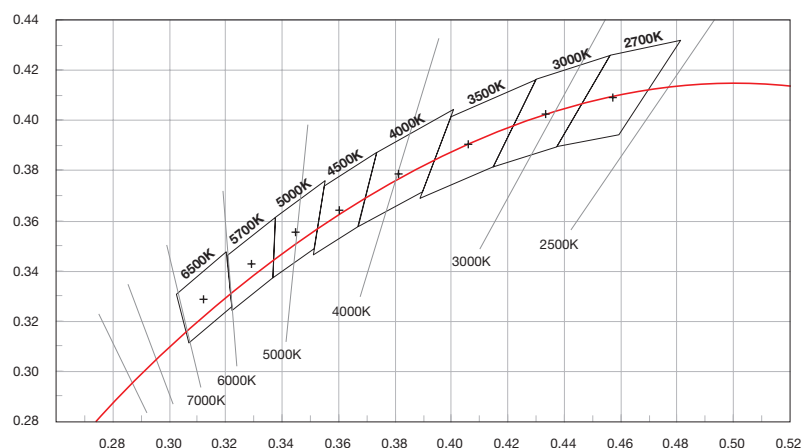
PROUDLY MADE IN AUSTRALIA

Our products are designed and manufactured in Australia. Engineered to perfection, using only the highest quality components and highly skilled labour, each luminaire is assembled and thoroughly tested to ensure that it exceeds the highest standards.

TECHNICAL SPECIFICATIONS

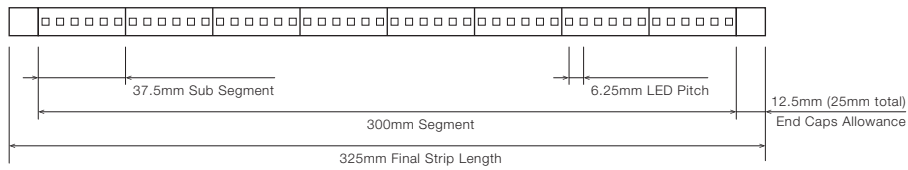
Product Code	STR-MULTO-H
Description	Multo H LED Strip
Segment Length (S)	300mm
Sub-Segment Length (A)	37.5mm
Number of Sub-Segments	8
Segment Width	10.50mm
LED Pitch	6.25mm
LEDs Per Segment	48
LEDs Per Sub Segment	12
Operating Voltage	24VDC
Typical Power Consumption per Segment	2.8W
Typical Power Consumption per Metre	9.6W/m
Typical Current	120mA
Colour Rendering Index (CRI)	80+
Dimmable	Through DRV-DALIPOINT-1X5A, DRV-DALIPOINT-1X10A-IP, or DRV-DIMMERPOINT-1X10A (sold separately)
Effective Beam Angle	120°
External Heatsink Required	No
Ambient Operating Temp	Ta -40°C to 50°C
Thermal Management	No
Average Lumen Maintenance @Ta 25°C	70% @ 50,000 Hours
IP Rating	IP40
Max Continuous Connection Length	Please refer to installation limitations
Wavelength	Not Applicable

COLOUR BINNING (WHITE)

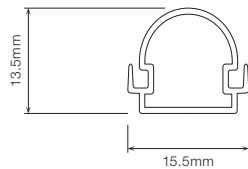


DIMENSIONS

For final strip lengths please refer to the "Product Length" table.



STANDARD PROFILE



AVAILABLE IN

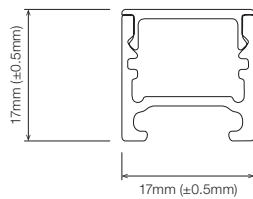
Diffused



MOUNTING OPTIONS

- MC-STR-1513
Stainless Steel Mounting Clips

P17 PROFILE



AVAILABLE IN

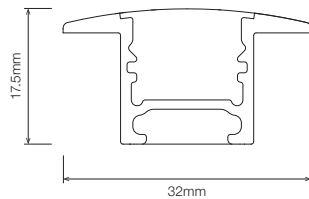
Diffused



MOUNTING OPTIONS

- MC-XCLIP
Flat Mount X-Clip
- MC-P17R
Rotating Clip Mount

PR17 RECESSED PROFILE



AVAILABLE IN

Diffused



MOUNTING OPTIONS

- MC-XCLIP
Flat Mount X-Clip
- MC-STR-PR1732
Spring Mounting Clip



Click on the download icon to view more information regarding mounting and rebate suggestions.

PRODUCT LENGTH WITH SD/P17D

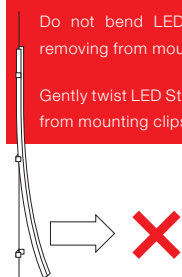
FULL SEGMENTS	SUB SEGMENTS	EXACT STRIP LENGTH	END CAP ALLOWANCE	FINAL LENGTH
S0	A1	37.5mm	add 25mm	62.5mm
S0	A2	75mm	add 25mm	100.0mm
S0	A3	112.5mm	add 25mm	137.5mm
S0	A4	150mm	add 25mm	175.0mm
S0	A5	187.5mm	add 25mm	212.5mm
S0	A6	225mm	add 25mm	250.0mm
S0	A7	262.5mm	add 25mm	287.5mm
S1	A0	300mm	add 25mm	325.0mm
S1	A1	337.5mm	add 25mm	362.5mm
S1	A2	375mm	add 25mm	400.0mm
S1	A3	412.5mm	add 25mm	437.5mm
S1	A4	450mm	add 25mm	475.0mm
S1	A5	487.5mm	add 25mm	512.5mm
S1	A6	525mm	add 25mm	550.0mm
S1	A7	562.5mm	add 25mm	587.5mm
S2	A0	600mm	add 25mm	625.0mm
S2	A1	637.5mm	add 25mm	662.5mm
S2	A2	675mm	add 25mm	700.0mm
S2	A3	712.5mm	add 25mm	737.5mm
S2	A4	750mm	add 25mm	775.0mm
S2	A5	787.5mm	add 25mm	812.5mm
S2	A6	825mm	add 25mm	850.0mm
S2	A7	862.5mm	add 25mm	887.5mm
S3	A0	900mm	add 25mm	925.0mm
S3	A1	937.5mm	add 25mm	962.5mm
S3	A2	975mm	add 25mm	1,000.0mm
S3	A3	1012.5mm	add 25mm	1,037.5mm
S3	A4	1050mm	add 25mm	1,075.0mm
S3	A5	1087.5mm	add 25mm	1,112.5mm
S3	A6	1125mm	add 25mm	1,150.0mm
S3	A7	1162.5mm	add 25mm	1,187.5mm
S4	A0	1200mm	add 25mm	1,225.0mm
S4	A1	1237.5mm	add 25mm	1,262.5mm
S4	A2	1275mm	add 25mm	1,300.0mm
S4	A3	1312.5mm	add 25mm	1,337.5mm
S4	A4	1350mm	add 25mm	1,375.0mm
S4	A5	1387.5mm	add 25mm	1,412.5mm
S4	A6	1425mm	add 25mm	1,450.0mm
S4	A7	1462.5mm	add 25mm	1,487.5mm
S5	A0	1500mm	add 25mm	1,525.0mm
S5	A1	1537.5mm	add 25mm	1,562.5mm
S5	A2	1575mm	add 25mm	1,600.0mm
S5	A3	1612.5mm	add 25mm	1,637.5mm
S5	A4	1650mm	add 25mm	1,675.0mm
S5	A5	1687.5mm	add 25mm	1,712.5mm
S5	A6	1725mm	add 25mm	1,750.0mm
S5	A7	1762.5mm	add 25mm	1,787.5mm

➤ Continued on next page

⚠ WARNING

Do not bend LED strip when removing from mounting clips.

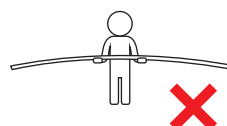
Gently twist LED Strip to remove from mounting clips.



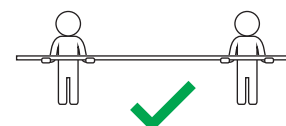
⚠ WARNING

PLEASE HANDLE LONG LED STRIPS WITH CARE.

LED Strips must not be bent.



When handling LED Strips, please ensure that they are kept straight.



PRODUCT LENGTH WITH SD/P17D

(CONTINUED)

FULL SEGMENTS	SUB SEGMENTS	EXACT STRIP LENGTH	END CAP ALLOWANCE	FINAL LENGTH
S6	A0	1800	add 25mm	1,825.0
S6	A1	1837.5	add 25mm	1,862.5
S6	A2	1875	add 25mm	1,900.0
S6	A3	1912.5	add 25mm	1,937.5
S6	A4	1950	add 25mm	1,975.0
S6	A5	1987.5	add 25mm	2,012.5
S6	A6	2025	add 25mm	2,050.0
S6	A7	2062.5	add 25mm	2,087.5
S7	A0	2100	add 25mm	2,125.0
S7	A1	2137.5	add 25mm	2,162.5
S7	A2	2175	add 25mm	2,200.0
S7	A3	2212.5	add 25mm	2,237.5
S7	A4	2250	add 25mm	2,275.0
S7	A5	2287.5	add 25mm	2,312.5
S7	A6	2325	add 25mm	2,350.0
S7	A7	2362.5	add 25mm	2,387.5
S8	A0	2400	add 25mm	2,425.0
S8	A1	2437.5	add 25mm	2,462.5
S8	A2	2475	add 25mm	2,500.0
S8	A3	2512.5	add 25mm	2,537.5
S8	A4	2550	add 25mm	2,575.0
S8	A5	2587.5	add 25mm	2,612.5
S8	A6	2625	add 25mm	2,650.0
S8	A7	2662.5	add 25mm	2,687.5
S9	A0	2700	add 25mm	2,725.0
S9	A1	2737.5	add 25mm	2,762.5
S9	A2	2775	add 25mm	2,800.0
S9	A3	2812.5	add 25mm	2,837.5
S9	A4	2850	add 25mm	2,875.0
S9	A5	2887.5	add 25mm	2,912.5
S9	A6	2925	add 25mm	2,950.0
S9	A7	2962.5	add 25mm	2,987.5

Confirm Interstate Courier Compliance
Custom Length subject to availability

PRODUCT LENGTH WITH PR17

FULL SEGMENTS	SUB SEGMENTS	EXACT STRIP LENGTH	END CAP ALLOWANCE	FINAL LENGTH
RS0	A1	37.5	add 40mm	77.5
RS0	A2	75	add 40mm	115.0
RS0	A3	112.5	add 40mm	152.5
RS0	A4	150	add 40mm	190.0
RS0	A5	187.5	add 40mm	227.5
RS0	A6	225	add 40mm	265.0
RS0	A7	262.5	add 40mm	302.5

Continued on next page

⚠ WARNING

Do not bend LED strip when removing from mounting clips.

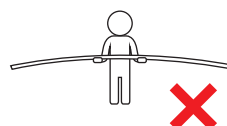
Gently twist LED Strip to remove from mounting clips.



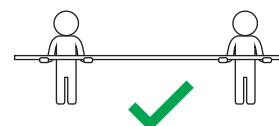
⚠ WARNING

PLEASE HANDLE LONG LED STRIPS WITH CARE.

LED Strips must not be bent.



When handling LED Strips, please ensure that they are kept straight.



■ PRODUCT LENGTH WITH PR17

(CONTINUED)

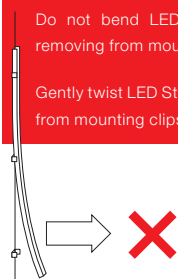
FULL SEGMENTS	SUB SEGMENTS	EXACT STRIP LENGTH	END CAP ALLOWANCE	FINAL LENGTH
RS1	A0	300	add 40mm	340.0
RS1	A1	337.5	add 40mm	377.5
RS1	A2	375	add 40mm	415.0
RS1	A3	412.5	add 40mm	452.5
RS1	A4	450	add 40mm	490.0
RS1	A5	487.5	add 40mm	527.5
RS1	A6	525	add 40mm	565.0
RS1	A7	562.5	add 40mm	602.5
RS2	A0	600	add 40mm	640.0
RS2	A1	637.5	add 40mm	677.5
RS2	A2	675	add 40mm	715.0
RS2	A3	712.5	add 40mm	752.5
RS2	A4	750	add 40mm	790.0
RS2	A5	787.5	add 40mm	827.5
RS2	A6	825	add 40mm	865.0
RS2	A7	862.5	add 40mm	902.5
RS3	A0	900	add 40mm	940.0
RS3	A1	937.5	add 40mm	977.5
RS3	A2	975	add 40mm	1,015.0
RS3	A3	1012.5	add 40mm	1,052.5
RS3	A4	1050	add 40mm	1,090.0
RS3	A5	1087.5	add 40mm	1,127.5
RS3	A6	1125	add 40mm	1,165.0
RS3	A7	1162.5	add 40mm	1,202.5
RS4	A0	1200	add 40mm	1,240.0
RS4	A1	1237.5	add 40mm	1,277.5
RS4	A2	1275	add 40mm	1,315.0
RS4	A3	1312.5	add 40mm	1,352.5
RS4	A4	1350	add 40mm	1,390.0
RS4	A5	1387.5	add 40mm	1,427.5
RS4	A6	1425	add 40mm	1,465.0
RS4	A7	1462.5	add 40mm	1,502.5
RS5	A0	1500	add 40mm	1,540.0
RS5	A1	1537.5	add 40mm	1,577.5
RS5	A2	1575	add 40mm	1,615.0
RS5	A3	1612.5	add 40mm	1,652.5
RS5	A4	1650	add 40mm	1,690.0
RS5	A5	1687.5	add 40mm	1,727.5
RS5	A6	1725	add 40mm	1,765.0
RS5	A7	1762.5	add 40mm	1,802.5
RS6	A0	1800	add 40mm	1,840.0
RS6	A1	1837.5	add 40mm	1,877.5
RS6	A2	1875	add 40mm	1,915.0
RS6	A3	1912.5	add 40mm	1,952.5
RS6	A4	1950	add 40mm	1,990.0
RS6	A5	1987.5	add 40mm	2,027.5
RS6	A6	2025	add 40mm	2,065.0
RS6	A7	2062.5	add 40mm	2,102.5
RS7	A0	2100	add 40mm	2,140.0
RS7	A1	2137.5	add 40mm	2,177.5
RS7	A2	2175	add 40mm	2,215.0
RS7	A3	2212.5	add 40mm	2,252.5

➡ Continued on next page

⚠ WARNING

Do not bend LED strip when removing from mounting clips.

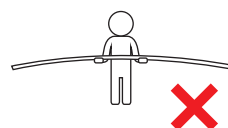
Gently twist LED Strip to remove from mounting clips.



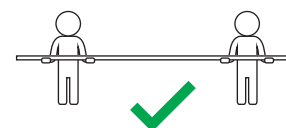
⚠ WARNING

PLEASE HANDLE LONG LED STRIPS WITH CARE.

LED Strips must not be bent.



When handling LED Strips, please ensure that they are kept straight.



PRODUCT LENGTH WITH PR17

(CONTINUED)

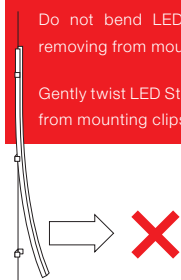
FULL SEGMENTS	SUB SEGMENTS	EXACT STRIP LENGTH	END CAP ALLOWANCE	FINAL LENGTH
RS7	A4	2250	add 40mm	2,290.0
RS7	A5	2287.5	add 40mm	2,327.5
RS7	A6	2325	add 40mm	2,365.0
RS7	A7	2362.5	add 40mm	2,402.5
RS8	A0	2400	add 40mm	2,440.0
RS8	A1	2437.5	add 40mm	2,477.5
RS8	A2	2475	add 40mm	2,515.0
RS8	A3	2512.5	add 40mm	2,552.5
RS8	A4	2550	add 40mm	2,590.0
RS8	A5	2587.5	add 40mm	2,627.5
RS8	A6	2625	add 40mm	2,665.0
RS8	A7	2662.5	add 40mm	2,702.5
RS9	A0	2700	add 40mm	2,740.0
RS9	A1	2737.5	add 40mm	2,777.5
RS9	A2	2775	add 40mm	2,815.0
RS9	A3	2812.5	add 40mm	2,852.5
RS9	A4	2850	add 40mm	2,890.0
RS9	A5	2887.5	add 40mm	2,927.5
RS9	A6	2925	add 40mm	2,965.0

Confirm Interstate Courier Compliance
Custom Length subject to availability

⚠ WARNING

Do not bend LED strip when removing from mounting clips.

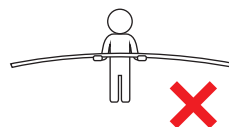
Gently twist LED Strip to remove from mounting clips.



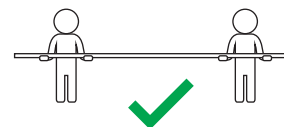
⚠ WARNING

PLEASE HANDLE LONG LED STRIPS WITH CARE.

LED Strips must not be bent.



When handling LED Strips, please ensure that they are kept straight.



PROFILE / DIFFUSER


SD • Standard Profile Diffused



P17D • P17 Profile Diffused



PR17D • PR17 Profile Recessed Diffused



PROFILE COLOUR

Profile colour applicable to P17 and PR17D only.



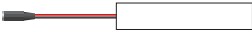

WHT • White (Standard)



BLK • Black



WIRING CONFIGURATION

CONNECTOR TYPE	DRAWING	MALE	FEMALE
WR2OS Wire 2 Core One Side			
SMPLC Sample Type Connector 2.5mm			

Please consult Coolon for details on extension cable between LED fittings, drivers and power supplies.

WIRING COLOUR CODE	
Red	+ VDC
Black	GND

IP RATING

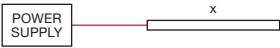
IP40

Protected against solid objects greater than 1mm. No protection against liquids.

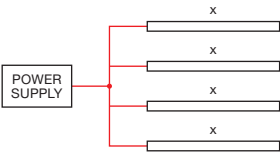
- SD Profile
- P17D Profile
- PR17D Profile

■ INSTALLATION LIMITS

SCENARIO 1



SCENARIO 2



9W VERSION

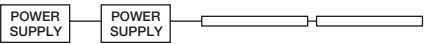
MAX. CONTINUOUS CONNECTION LENGTH (X)	CONNECTOR TYPE
---------------------------------------	----------------

2,987.5 mm	With standard 2 core (WR20S)
------------	------------------------------

- Please consult Coolon for details on extension cable between LED fittings, drivers and power supplies.

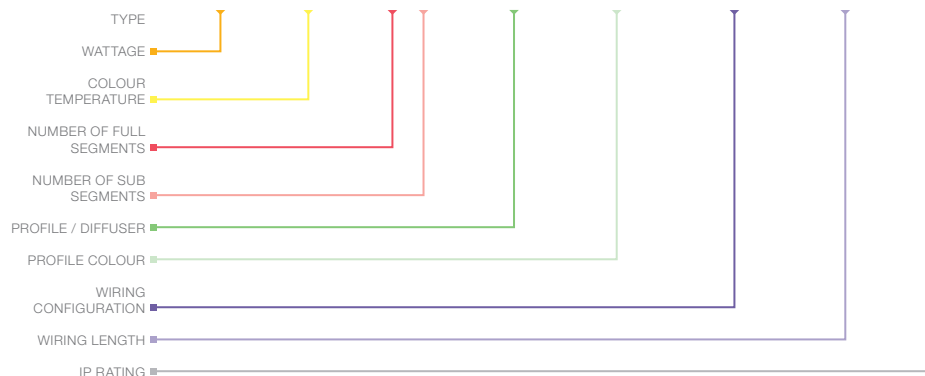
⚠ WARNING

Avoid connecting multiple power supplies into a single circuit, unless they are specifically designed to do so.



ORDERING EXAMPLE

STR - MULTO H - 9W - 3.0K - S2A0 - P17D - WHT - WR2OS - 100 - IP40



■ WATTAGE PAGE 04

9W	9W per Metre
----	--------------

■ COLOUR TEMPERATURE ¹ PAGE 04

2.7K	2700K CRI 80
3.0K	3000K CRI 80
4.0K	4000K CRI 80

■ PRODUCT LENGTH PAGES 06 – 09

FULL SEGMENTS		SUB SEGMENTS
S0	RS0	A0
S1	RS1	A1
S2	RS2	A2
S3	RS3	A3
S4	RS4	A4
S5	RS5	A5
S6	RS6	A6
S7	RS7	A7
S8	RS8	
S9	RS9	

■ PROFILE / DIFFUSER PAGE 09

SD	Standard Profile Diffused
P17D	P17 Profile Diffused
PR17D	PR17D Recessed Profile Diffused

■ PROFILE COLOUR ² PAGE 09

WHT	White (Standard)
BLK	Black

■ WIRING CONFIGURATION PAGE 10

WR2OS	Wire 2 Core One Side
SMPLC	Sample Type Connector 2.5mm

■ WIRING LENGTH PAGE 11

100	100mm
250	250mm
500	500mm
1000	1,000mm

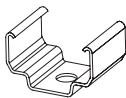
■ IP RATING PAGE 10

IP40	Indoor Use
------	------------

¹ Other CCT subject to availability.

² Profile colour applicable to P17D and PR17D only. Custom colours available on request

■ ACCESSORIES

	PRODUCT CODE	DESCRIPTION
MOUNTING CLIP ¹		
	MC-STR-1513	Stainless Steel Mounting Clips for Standard and Low Profile
	MC-XCLIP	Flat Mount X-Clip
	MC-P17R-BLK	Rotating Clip Mount for P17 Profile - Black
	MC-P17R-WHT	Rotating Clip Mount for P17 Profile - White
	MC-STR-PR1732	Spring Mounting Clip for PR17 Recessed Profile

¹ Recommended spacing between MC-XCLIP Mounting Clips is maximum 300mm.
Recommended spacing for all other Mounting Clips is maximum 500mm.

LOCALISED WALL PWM DIMMER



DRV-DIMMERPOINT-1X10A Rotary Wall-Mount LED Driver

POWER SUPPLY

Switch ON / OFF options	PWR-ELEMENT 30/220-240/24 G2 F&P	Osram Power Supply Element 30W 220 – 240V 24V Flex & Plug Non Dimmable
	PWR-ELEMENT 60/220-240/24 G2 F&P	Osram Power Supply Element 60W 220 – 240V 24V Flex & Plug Non Dimmable
	PWR-ELEMENT 120/220-240/24 G2 F&P	Osram Power Supply Element 120W 220 – 240V 24V Flex & Plug Non Dimmable
	PWR-ELEMENT 180/220-240/24 G2 F&P	Osram Power Supply Element 180W 220 – 240V 24V Flex & Plug Non Dimmable
1 – 10V dimming options	PWR-OT 40/220-240/24 DIM P	Osram Power Supply OT 40W 220 – 240V 24V DIM P 1 – 10V Dimmable IP66
	PWR-OT 100/220-240/24 DIM P	Osram Power Supply OT 100W 220 – 240V 24V DIM P 1 – 10V Dimmable IP66
	PWR-OT 130/220-240/24 DIM P	Osram Power Supply OT 130W 220 – 240V 24V DIM P 1 – 10V Dimmable IP66
DALI dimming options	PWR-OTI 50/220-240/24 1-4 CH	Osram Power Supply OTI 50W 220 – 240V 24V Dali 1 – 2 CH Flex & Plug
	PWR-OTI 80/220-240/24 1-4 CH	Osram Power Supply OTI 80W 220 – 240V 24V Dali 1 – 2 CH Flex & Plug
	PWR-OTI 160/220-240/24 1-4 CH	Osram Power Supply OTI 160W 220 – 240V 24V Dali 1 – 2 CH Flex & Plug
Casambi dimming options	PWR-ELEMENT 30/220-240/24 G2 F&P	Osram Power Supply Element 30W 220 – 240V 24V Flex & Plug Non Dimmable
	PWR-ELEMENT 60/220-240/24 G2 F&P	Osram Power Supply Element 60W 220 – 240V 24V Flex & Plug Non Dimmable
	PWR-ELEMENT 120/220-240/24 G2 F&P	Osram Power Supply Element 120W 220 – 240V 24V Flex & Plug Non Dimmable
	PWR-ELEMENT 180/220-240/24 G2 F&P	Osram Power Supply Element 180W 220 – 240V 24V Flex & Plug Non Dimmable
	CAS-CBU-PWM4 ²	CASAMBI RGBW/4Ch White CONTROLLER, CBU-PWM4, 1.5A x 4 CHANNEL

² Casambi PWM module (CAS-CBU-PWM4) used in conjunction with any of the listed PSU's, max load is 144W, 4Ch @1.5Amps (6Amp) @ 24VDC.

CABLE EXTENSIONS



CBLEXT-STR-WR2-IP40-3M	3m Cable Extension for Strips 1x Red, 1x Black, 0.75mm ² wire
CBLEXT-STR-WR2-IP40-5M	5m Cable Extension for Strips 1x Red, 1x Black, 0.75mm ² wire
CBLEXT-STR-OC2-IP65-3M	3m Connector Extension for Strips 1x Red, 1x Black, 0.75mm ² wires
CBLEXT-STR-OC2-IP65-5M	5m Connector Extension for Strips 1x Red, 1x Black, 0.75mm ² wires