

ALTO

LED STRIP STR-ALTO





The Alto LED strip is where value and performance go hand-in-hand. The Alto range offers the best bang for your buck on projects where the key consideration is efficacy, lumen output and value.

Available in two wattages (11W and 16W), the Alto range offers a completely uniform glowing diffuser where no dots or scalloping is visible along the length of the luminaire or the illuminated surface.

POWER**LUMINOUS FLUX****11W**

11.2W / metre

**SD** • 1060 lm / metre**RD** • 1190 lm / metre**P17D** • 1010 lm / metre**16W**

16.8W / metre

**SD** • 1590 lm / metre**RD** • 1820 lm / metre**P17D** • 1540 lm / metre**COLOUR TEMPERATURE**

2700K

3000K

4000K

HIGH PERFORMANCE

EFFICACY > 100 LUMEN / WATT

The Alto offers a high efficacy of greater than 100 lumen per watt. Offering truly amazing performance for all your lighting requirements.

Coolon has tested >100 lumen / watt, photometered lumens in the Standard / Low and Reinforced Profiles.

HIGHLY VERSATILE LENGTH OPTIONS

Highly versatile length options allows the user to achieve much more accurate and adaptable lengths. The Alto is able to achieve any desired length within a 37.5mm increment.



L90

LONG OPERATING LIFE

Coolon products use world's most reputable LED manufacturers and the latest available standard to adequately report luminaire lumen maintenance.

We strive to drive LEDs under their nominal current and use state of the art heat dissipation methods, leading to durable electronics.



VARIOUS CCT & COLOUR BINNING CONSISTENCY

Product is offered in various Colour Temperatures using tighter bins.

5
YEARS

5 YEARS WARRANTY

Coolon Luminaires are covered by a solid comprehensible manufacturer's warranty that covers a range of possible defects and performance parameters throughout the duration of the warranty period.



PROUDLY MADE IN AUSTRALIA

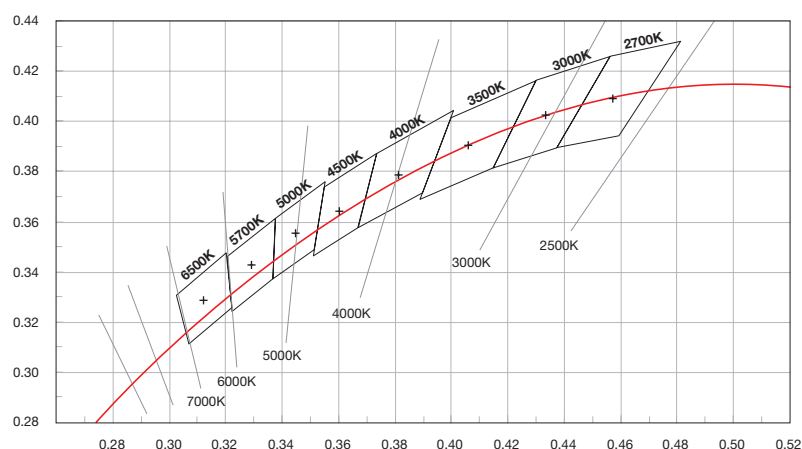
Our products are designed and manufactured in Australia. Engineered to perfection, using only the highest quality components and highly skilled labour, each luminaire is assembled and thoroughly tested to ensure that it exceeds the highest standards.

TECHNICAL SPECIFICATIONS

		11W VERSION	16W VERSION
Part Number		STR-ALTO	
Description		Alto Low Power LED Strip	
Segment Length (S)		300mm	
Sub-Segment Length (A)		37.5mm	
Number of Sub-Segments		8	
Segment Width		10.50mm	
LED Pitch		5.35mm	
LEDs Per Segment		56	
LEDs Per Sub Segment		7	
Operating Voltage		42VDC	
Typical Power Consumption per Segment		3.3W	5W
Typical Power Consumption per Metre		11.2W/Metre	16.8W/Metre
Colour Rendering Index (CRI)		80 (Standard) up to 90	
Dimmable		Through DRV-DALIPOINT-1X5A, DRV-DALIPOINT-1X10A-IP or DRV-DIMMERPOINT-1X10A (sold separately)	
Effective Beam Angle		120°	
External Heatsink Required		No	
Ambient Operating Temp		Ta -40°C to 50°C	
Reported Lumen Maintenance TM21-11 (@ Ts = 55°C, If = 65mA)		L70 (12K) > 72,000 hours L90 (12K) = 59,000 hours	
		Alto max. operating values (@ Ts = 40°C, If = 30mA)	
IP Rating		IP40 (Standard)	
Max Continuous Connection Length		Please refer to installation limitations	
Luminous Flux per Metre (lm/M)	SD	1,060 lm/Metre	1,590 lm/Metre
	RD	1,190 lm/Metre	1,820 lm/Metre
	P17D	1,010 lm/Metre	1,540 lm/Metre

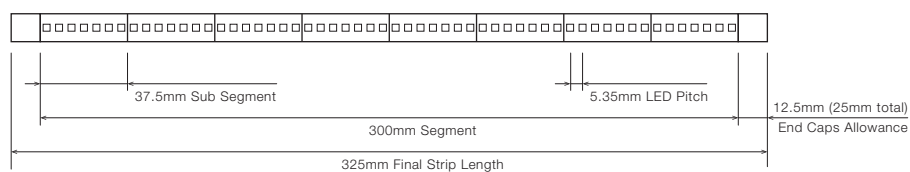
■ Specified values measured at 2700K
 ■ Specific lumen output and IES files available on request

COLOUR BINNING (WHITE)

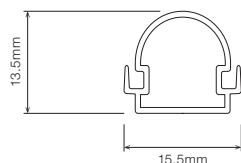


DIMENSIONS

For final strip lengths please refer to the "Product Length" table.



STANDARD PROFILE



AVAILABLE IN

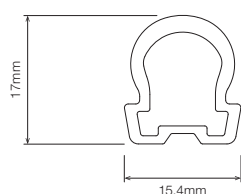
Diffused



MOUNTING OPTIONS

- **MC-STR-1513**
Stainless Steel Mounting Clips

REINFORCED PROFILE



AVAILABLE IN

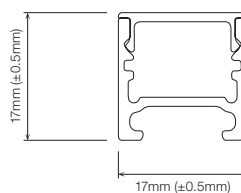
Diffused



MOUNTING OPTIONS

- **MC-STR-RD**
Stainless Steel Mounting Clips

P17 PROFILE



AVAILABLE IN

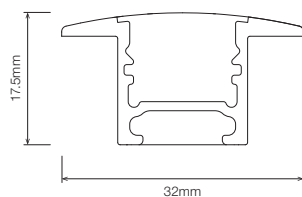
Diffused



MOUNTING OPTIONS

- **MC-XCLIP**
Flat Mount X-Clip
- **MC-STR-RBCLIP**
Rebate Mounting Clip
- **MC-STR-SMCLIP**
Pivot Surface Mounting Clip
- **MC-P17R**
Rotating Clip Mount

PR17 RECESSED PROFILE



AVAILABLE IN

Diffused



MOUNTING OPTIONS

- **MC-XCLIP**
Flat Mount X-Clip
- **MC-STR-SMCLIP**
Pivot Surface Mounting Clip
- **MC-STR-PR1732**
Spring Mounting Clip



Click on the download icon to view more information regarding mounting and rebate suggestions.

■ PRODUCT
LENGTH WITH
SD/LD/RD/P17D

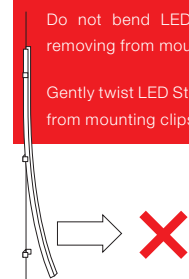
FULL SEGMENTS	SUB SEGMENTS	EXACT STRIP LENGTH	END CAP ALLOWANCE	FINAL LENGTH
S0	A1	37.5mm	add 25mm	62.5mm
S0	A2	75mm	add 25mm	100mm
S0	A3	112.5mm	add 25mm	137.5mm
S0	A4	150mm	add 25mm	175mm
S0	A5	187.5mm	add 25mm	212.5mm
S0	A6	225mm	add 25mm	250mm
S0	A7	262.5mm	add 25mm	287.5mm
S1	A0	300mm	add 25mm	325mm
S1	A1	337.5mm	add 25mm	362.5mm
S1	A2	375mm	add 25mm	400mm
S1	A3	412.5mm	add 25mm	437.5mm
S1	A4	450mm	add 25mm	475mm
S1	A5	487.5mm	add 25mm	512.5mm
S1	A6	525mm	add 25mm	550mm
S1	A7	562.5mm	add 25mm	587.5mm
S2	A0	600mm	add 25mm	625mm
S2	A1	637.5mm	add 25mm	662.5mm
S2	A2	675mm	add 25mm	700mm
S2	A3	712.5mm	add 25mm	737.5mm
S2	A4	750mm	add 25mm	775mm
S2	A5	787.5mm	add 25mm	812.5mm
S2	A6	825mm	add 25mm	850mm
S2	A7	862.5mm	add 25mm	887.5mm
S3	A0	900mm	add 25mm	925mm
S3	A1	937.5mm	add 25mm	962.5mm
S3	A2	975mm	add 25mm	1,000mm
S3	A3	1,012.5mm	add 25mm	1,037.5mm
S3	A4	1,050mm	add 25mm	1,075mm
S3	A5	1,087.5mm	add 25mm	1,112.5mm
S3	A6	1,125mm	add 25mm	1,150mm
S3	A7	1,162.5mm	add 25mm	1,187.5mm
S4	A0	1,200mm	add 25mm	1,225mm
S4	A1	1,237.5mm	add 25mm	1,262.5mm
S4	A2	1,275mm	add 25mm	1,300mm
S4	A3	1,312.5mm	add 25mm	1,337.5mm
S4	A4	1,350mm	add 25mm	1,375mm
S4	A5	1,387.5mm	add 25mm	1,412.5mm
S4	A6	1,425mm	add 25mm	1,450mm
S4	A7	1,462.5mm	add 25mm	1,487.5mm
S5	A0	1,500mm	add 25mm	1,525mm

Continued on next page

⚠ WARNING

Do not bend LED strip when removing from mounting clips.

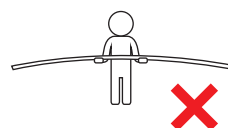
Gently twist LED Strip to remove from mounting clips.



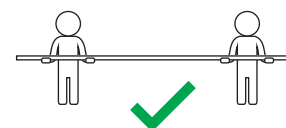
⚠ WARNING

PLEASE HANDLE LONG LED STRIPS WITH CARE.

LED Strips must not be bent.



When handling LED Strips, please ensure that they are kept straight.



PRODUCT LENGTH WITH SD/LD/RD/P17D

(CONTINUED)

FULL SEGMENTS	SUB SEGMENTS	EXACT STRIP LENGTH	END CAP ALLOWANCE	FINAL LENGTH
S5	A1	1,537.5mm	add 25mm	1,562.5mm
S5	A2	1,575mm	add 25mm	1,600mm
S5	A3	1,612.5mm	add 25mm	1,637.5mm
S5	A4	1,650mm	add 25mm	1,675mm
S5	A5	1,687.5mm	add 25mm	1,712.5mm
S5	A6	1,725mm	add 25mm	1,750mm
S5	A7	1,762.5mm	add 25mm	1,787.5mm
S6	A0	1,800mm	add 25mm	1,825mm
S6	A1	1,837.5mm	add 25mm	1,862.5mm
S6	A2	1,875mm	add 25mm	1,900mm
S6	A3	1,912.5mm	add 25mm	1,937.5mm
S6	A4	1,950mm	add 25mm	1,975mm
S6	A5	1,987.5mm	add 25mm	2,012.5mm
S6	A6	2,025mm	add 25mm	2,050mm
S6	A7	2,062.5mm	add 25mm	2,087.5mm
S7	A0	2,100mm	add 25mm	2,125mm
S7	A1	2,137.5mm	add 25mm	2,162.5mm
S7	A2	2,175mm	add 25mm	2,200mm
S7	A3	2,212.5mm	add 25mm	2,237.5mm
S7	A4	2,250mm	add 25mm	2,275mm
S7	A5	2,287.5mm	add 25mm	2,312.5mm
S7	A6	2,325mm	add 25mm	2,350mm
S7	A7	2,362.5mm	add 25mm	2,387.5mm
S8	A0	2,400mm	add 25mm	2,425mm
S8	A1	2,437.5mm	add 25mm	2,462.5mm
S8	A2	2,475mm	add 25mm	2,500mm
S8	A3	2,512.5mm	add 25mm	2,537.5mm
S8	A4	2,550mm	add 25mm	2,575mm
S8	A5	2,587.5mm	add 25mm	2,612.5mm
S8	A6	2,625mm	add 25mm	2,650mm
S8	A7	2,662.5mm	add 25mm	2,687.5mm
S9	A0	2,700mm	add 25mm	2,725mm
S9	A1	2,737.5mm	add 25mm	2,762.5mm
S9	A2	2,775mm	add 25mm	2,800mm
S9	A3	2,812.5mm	add 25mm	2,837.5mm
S9	A4	2,850mm	add 25mm	2,875mm
S9	A5	2,887.5mm	add 25mm	2,912.5mm
S9	A6	2,925mm	add 25mm	2,950mm
S9	A7	2,962.5mm	add 25mm	2,987.5mm

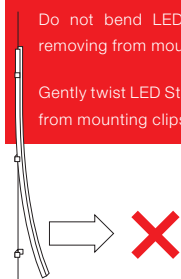
Confirm interstate courier compliance

Custom length subject to availability

⚠ WARNING

Do not bend LED strip when removing from mounting clips.

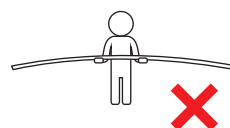
Gently twist LED Strip to remove from mounting clips.



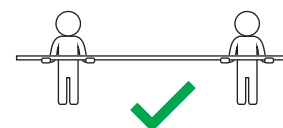
⚠ WARNING

PLEASE HANDLE LONG LED STRIPS WITH CARE.

LED Strips must not be bent.



When handling LED Strips, please ensure that they are kept straight.



PRODUCT LENGTH PR17

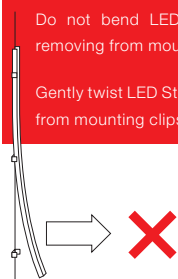
FULL SEGMENTS	SUB SEGMENTS	PR17 EXACT STRIP LENGTH	PR17 END CAP ALLOWANCE	FINAL LENGTH
RS0	A1	37.5mm	add 40mm	77.5mm
RS0	A2	75mm	add 40mm	115mm
RS0	A3	112.5mm	add 40mm	152.5mm
RS0	A4	150mm	add 40mm	190mm
RS0	A5	187.5mm	add 40mm	227.5mm
RS0	A6	225mm	add 40mm	265mm
RS0	A7	262.5mm	add 40mm	302.5mm
RS1	A0	300mm	add 40mm	340mm
RS1	A1	337.5mm	add 40mm	377.5mm
RS1	A2	375mm	add 40mm	415mm
RS1	A3	412.5mm	add 40mm	452.5mm
RS1	A4	450mm	add 40mm	490mm
RS1	A5	487.5mm	add 40mm	527.5mm
RS1	A6	525mm	add 40mm	565mm
RS1	A7	562.5mm	add 40mm	602.5mm
RS2	A0	600mm	add 40mm	640mm
RS2	A1	637.5mm	add 40mm	677.5mm
RS2	A2	675mm	add 40mm	715mm
RS2	A3	712.5mm	add 40mm	752.5mm
RS2	A4	750mm	add 40mm	790mm
RS2	A5	787.5mm	add 40mm	827.5mm
RS2	A6	825mm	add 40mm	865mm
RS2	A7	862.5mm	add 40mm	902.5mm
RS3	A0	900mm	add 40mm	940mm
RS3	A1	937.5mm	add 40mm	977.5mm
RS3	A2	975mm	add 40mm	1,015mm
RS3	A3	1,012.5mm	add 40mm	1,052.5mm
RS3	A4	1,050mm	add 40mm	1,090mm
RS3	A5	1,087.5mm	add 40mm	1,127.5mm
RS3	A6	1,125mm	add 40mm	1,165mm
RS3	A7	1,162.5mm	add 40mm	1,202.5mm
RS4	A0	1,200mm	add 40mm	1,240mm
RS4	A1	1,237.5mm	add 40mm	1,277.5mm
RS4	A2	1,275mm	add 40mm	1,315mm
RS4	A3	1,312.5mm	add 40mm	1,352.5mm
RS4	A4	1,350mm	add 40mm	1,390mm
RS4	A5	1,387.5mm	add 40mm	1,427.5mm
RS4	A6	1,425mm	add 40mm	1,465mm
RS4	A7	1,462.5mm	add 40mm	1,502.5mm

➤ Continued on next page

⚠ WARNING

Do not bend LED strip when removing from mounting clips.

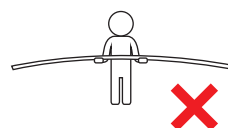
Gently twist LED Strip to remove from mounting clips.



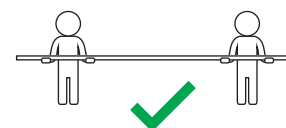
⚠ WARNING

PLEASE HANDLE LONG LED STRIPS WITH CARE.

LED Strips must not be bent.



When handling LED Strips, please ensure that they are kept straight.



■ PRODUCT LENGTH

PR17

(CONTINUED)

FULL SEGMENTS	SUB SEGMENTS	PR17 EXACT STRIP LENGTH	PR17 END CAP ALLOWANCE	FINAL LENGTH
RS5	A0	1,500mm	add 40mm	1,540mm
RS5	A1	1,537.5mm	add 40mm	1,577.5mm
RS5	A2	1,575mm	add 40mm	1,615mm
RS5	A3	1,612.5mm	add 40mm	1,652.5mm
RS5	A4	1,650mm	add 40mm	1,690mm
RS5	A5	1,687.5mm	add 40mm	1,727.5mm
RS5	A6	1,725mm	add 40mm	1,765mm
RS5	A7	1,762.5mm	add 40mm	1,802.5mm
RS6	A0	1,800mm	add 40mm	1,840mm
RS6	A1	1,837.5mm	add 40mm	1,877.5mm
RS6	A2	1,875mm	add 40mm	1,915mm
RS6	A3	1,912.5mm	add 40mm	1,952.5mm
RS6	A4	1,950mm	add 40mm	1,990mm
RS6	A5	1,987.5mm	add 40mm	2,027.5mm
RS6	A6	2,025mm	add 40mm	2,065mm
RS6	A7	2,062.5mm	add 40mm	2,102.5mm
RS7	A0	2,100mm	add 40mm	2,140mm
RS7	A1	2,137.5mm	add 40mm	2,177.5mm
RS7	A2	2,175mm	add 40mm	2,215mm
RS7	A3	2,212.5mm	add 40mm	2,252.5mm
RS7	A4	2,250mm	add 40mm	2,290mm
RS7	A5	2,287.5mm	add 40mm	2,327.5mm
RS7	A6	2,325mm	add 40mm	2,365mm
RS7	A7	2,362.5mm	add 40mm	2,402.5mm
RS8	A0	2,400mm	add 40mm	2,440mm
RS8	A1	2,437.5mm	add 40mm	2,477.5mm
RS8	A2	2,475mm	add 40mm	2,515mm
RS8	A3	2,512.5mm	add 40mm	2,552.5mm
RS8	A4	2,550mm	add 40mm	2,590mm
RS8	A5	2,587.5mm	add 40mm	2,627.5mm
RS8	A6	2,625mm	add 40mm	2,665mm
RS8	A7	2,662.5mm	add 40mm	2,702.5mm
RS9	A0	2,700mm	add 40mm	2,740mm
RS9	A1	2,737.5mm	add 40mm	2,777.5mm
RS9	A2	2,775mm	add 40mm	2,815mm
RS9	A3	2,812.5mm	add 40mm	2,852.5mm
RS9	A4	2,850mm	add 40mm	2,890mm
RS9	A5	2,887.5mm	add 40mm	2,927.5mm
RS9	A6	2,925mm	add 40mm	2,965mm

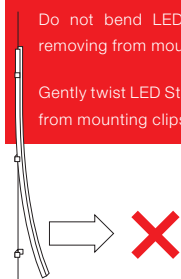
■ Confirm interstate courier compliance

■ Custom length subject to availability

⚠ WARNING

Do not bend LED strip when removing from mounting clips.

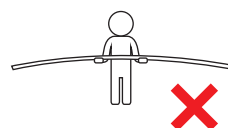
Gently twist LED Strip to remove from mounting clips.



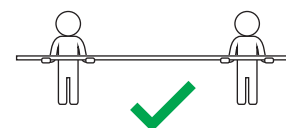
⚠ WARNING

PLEASE HANDLE LONG LED STRIPS WITH CARE.

LED Strips must not be bent.



When handling LED Strips, please ensure that they are kept straight.




■ PROFILE / DIFFUSER

SD • Standard Profile Diffused



RD • Reinforced Profile Diffused



P17D • P17 Profile Diffused



PR17D • PR17 Profile Recessed Diffused



■ PROFILE COLOUR

Profile colour applicable to P17 and PR17 only.

WHT • White (Standard)



BLK • Black

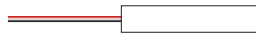













CST • Custom Colour ¹



¹ Custom colours available on request.

■ WIRING CONFIGURATION

CONNECTOR TYPE	DRAWING	MALE	FEMALE
WR2OS Wire 2 Core One Side			
WR2BS Wire 2 Core Both Sides			
OC2MO Outdoor Connector 2pin Male Only			
OC2MF Outdoor Connector 2pin Male + Female			
SMPLC Sample Type Connector 2.5mm			

- For detailed information on Outdoor IP67 connector please contact Coolon.
- Please consult Coolon for details on extension cable between LED fittings, drivers and power supplies.


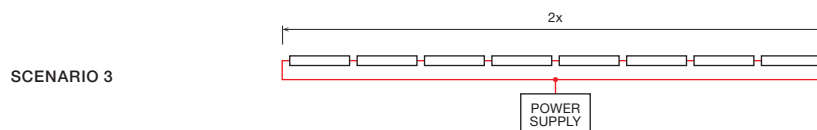
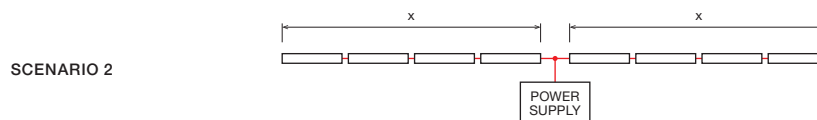
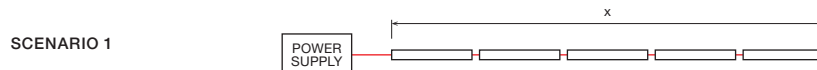
WIRING COLOUR CODE	
Red	+ VDC
Black	GND

■ IP RATING

IP40

Protected against solid objects greater than 1mm. No protection against liquids.

■ INSTALLATION LIMITS



11W VERSION

MAX. CONTINUOUS CONNECTION LENGTH (X)	CONNECTOR TYPE
20,000 mm	With standard 2 core (WR2OS / WR2BS)
9,000 mm	With upgraded outdoor 2 pin connectors (OC2MO / OC2MF)

- Please consult Coolon for details on extension cable between LED fittings, drivers and power supplies.

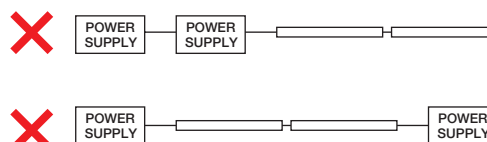
16W VERSION

MAX. CONTINUOUS CONNECTION LENGTH (X)	CONNECTOR TYPE
14,000 mm	With standard 2 core (WR2OS / WR2BS)
6,000 mm	With upgraded outdoor 2 pin connectors (OC2MO / OC2MF)

- Please consult Coolon for details on extension cable between LED fittings, drivers and power supplies.

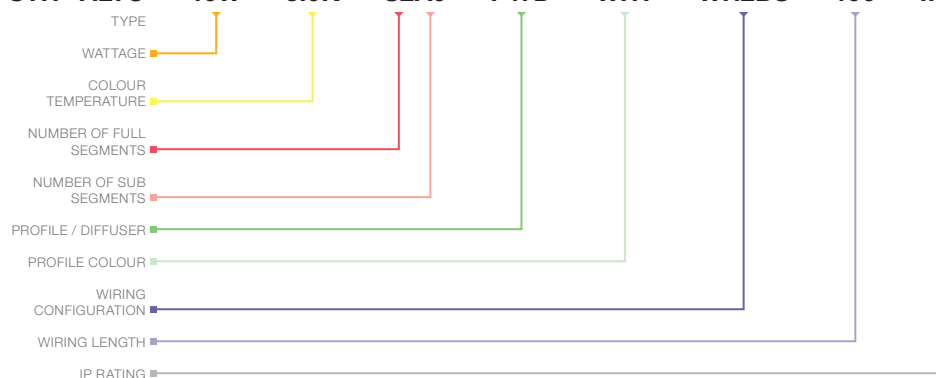
⚠ WARNING

Avoid connecting multiple power supplies into a single circuit, unless they are specifically designed to do so.



ORDERING EXAMPLE

STR - ALTO - 16W - 3.0K - S2A0 - P17D - WHT - WR2BS - 100 - IP40



■ WATTAGE PAGE 04

11W	11.2W per Metre
16W	16.8W per Metre

■ COLOUR TEMPERATURE ¹ PAGE 04

2.7K	2700K CRI 80
2.7KCRI	2700K CRI 90
3.0K	3000K CRI 80
3.0KCRI	3000K CRI 90
4.0K	4000K CRI 80
4.0KCRI	4000K CRI 90

■ PRODUCT LENGTH PAGE 06

FULL SEGMENTS		SUB SEGMENTS
S0	RS0	A0
S1	RS1	A1
S2	RS2	A2
S3	RS3	A3
S4	RS4	A4
S5	RS5	A5
S6	RS6	A6
S7	RS7	A7
S8	RS8	
S9	RS9	

■ PROFILE / DIFFUSER PAGE 08

SD	Standard Profile Diffused
RD	Reinforced Profile Diffused
P17D	P17 Profile Diffused
PR17D	PR17D Recessed Profile Diffused

■ PROFILE COLOUR ² PAGE 08

WHT	White (Standard)
BLK	Black
CST	Custom Colour

■ WIRING CONFIGURATION PAGE 09

WR2OS	Wire 2 Core One Side
WR2BS	Wire 2 Core Both Sides
OC2MO	Outdoor Connector 2 pin Male Only
OC2MF	Outdoor Connector 2 pin Male + Female
SMPLC	Sample Type Connector 2.5mm

■ WIRING LENGTH PAGE 09

100	100mm
250	250mm
500	500mm
1000	1000mm

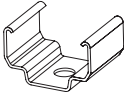
■ IP RATING PAGE 09

IP40	Indoor Use
------	------------

¹ Other CCT subject to availability.

² Profile colour applicable to P17 and PR17 only. Custom colours available on request.

■ ACCESSORIES

	PRODUCT CODE	DESCRIPTION
	MOUNTING CLIP ¹	
	MC-STR-1513	Stainless Steel Mounting Clips for Standard & Low Profile
	MC-STR-RD	Stainless Steel Mounting Clips for Reinforced Profile
	MC-XCLIP	Flat Mount X-Clip
	MC-STR-RBCLIP	Rebate Mounting Clip
	MC-STR-SMCLIP	Pivot Surface Mounting Clip
	MC-P17R-BLK	Rotating Clip Mount for P17 Profile - Black
	MC-P17R-WHT	Rotating Clip Mount for P17 Profile - White
	MC-STR-PR1732	Spring Mounting Clip for PR17 Recessed Profile

¹ Recommended spacing between MC-STR-RD and MC-STR-1513 Mounting Clips is maximum 300mm. Recommended spacing for all other Mounting Clips is maximum 500mm.

DRIVER



DRV-DALIPOINT-1X5A	DALI 5 Amps 1 Channel LED Driver
DRV-DALIPOINT-IP1X10A	DALI 10 Amps 1 Channel Outdoor LED Driver
DRV-DIMMERPOINT-1X10A	Rotary Wall-Mount LED Driver
DRV-RDM-P4	DMX / RDM 4 Channel LED Driver
DRV-RDM-IP-P4	Outdoor DMX / RDM 4 Channel LED Driver

POWER SUPPLY FOR OUTDOOR USE (IP67)



PWR-HLG60-42V	Mean Well Power Supply HLG 60W 42V IP67
PWR-HLG150-42V	Mean Well Power Supply HLG 150W 42V IP67
PWR-HLG240-42V	Mean Well Power Supply HLG 240W 42V IP67

CABLE EXTENSIONS



CBLEXT-STR-WR2-IP40-3M	3m Cable Extension for Strips 1x Red, 1x Black, 0.75mm ² wire
CBLEXT-STR-WR2-IP40-5M	5m Cable Extension for Strips 1x Red, 1x Black, 0.75mm ² wire
CBLEXT-STR-OC2-IP65-0.6M	0.6m Connector Extension for Strips 1x Red, 1x Black, 0.75mm ² wires
CBLEXT-STR-OC2-IP65-3M	3m Connector Extension for Strips 1x Red, 1x Black, 0.75mm ² wires
CBLEXT-STR-OC2-IP65-5M	5m Connector Extension for Strips 1x Red, 1x Black, 0.75mm ² wires