

ADURO X2

LED STRIP STR-ADURO X2





An elegant strip with precision optics in a remarkably diminutive 17x17mm profile, Aduro X2 is as clever as it is compact - combining optical control, durability and excellent colour rendering.

Delivering high CRI as standard and outstanding longevity characteristics, Aduro X2 also offers peace of mind with its on board features, including active thermal management.

POWER

LUMINOUS FLUX

11W

11W / metre



P17D2 · 610 lm / metre

23W

23W / metre



P17D2 · 1,250 lm / metre

COLOUR TEMPERATURE

2700K


3000K

3500K

4000K

ADVANCED LONGEVITY

Aduro X2 provides exceptional longevity with astonishing lumen maintenance and robust componentry. Maintaining 90% of the initial lumen output at over 145,000 hours, you'll never have to choose between performance and longevity again.



BRILLIANCE OF COLOUR

Designed to impress and complete with a colour rendering index of over 92, Aduro X2 brilliant light brings out the best in any space and creates an enjoyable, vibrant and inviting ambience.

LOW CRI

HIGH CRI



L90

LONG OPERATING LIFE

Coolon products use world's most reputable LED manufacturers and the latest available standard to adequately report luminaire lumen maintenance.

We strive to drive LEDs under their nominal current and use state of the art heat dissipation methods, leading to durable electronics.



VARIOUS CCT & COLOUR BINNING CONSISTENCY

Product is offered in various Colour Temperatures using tighter bins.

5 YEARS

5 YEARS WARRANTY

Coolon Luminaires are covered by a solid comprehensive manufacturer's warranty that covers a range of possible defects and performance parameters throughout the duration of the warranty period.



PROUDLY MADE IN AUSTRALIA

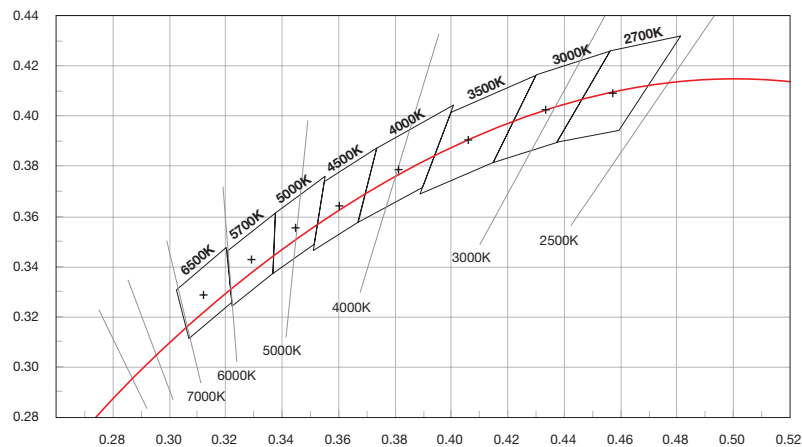
Our products are designed and manufactured in Australia. Engineered to perfection, using only the highest quality components and highly skilled labour, each luminaire is assembled and thoroughly tested to ensure that it exceeds the highest standards.

TECHNICAL SPECIFICATIONS

	11W VERSION	23W VERSION
Product Code	STR-ADURO X2	
Description	Aduro X2 Medium Power Beam Control LED Strip	
Segment Length (S)	240mm	
Segment Width	10.50mm	
LED Pitch	34.28mm	
LEDs Per Segment	7	
Operating Voltage	24VDC	
Typical Power Consumption per Segment	2.5W per 240mm Segment	5.3W per 240mm Segment
Typical Power Consumption per Metre	11W per metre	23W per metre
Typical Current	115mA per 240mm Segment	230mA per 240mm Segment
Colour Rendering Index (CRI)	90+	
Dimmable	Through CTR-DALILOGIC or CTR-DIMMERLOGIC (sold separately)	
Effective Beam Angle	Varies with optics (30° – 110°)	
External Heatsink Required	No	
Ambient Operating Temp	Ta -10°C to 50°C	
Thermal Operating	Yes (Active)	
Reported Lumen Maintenance TM21-11 (@ Ts = 85°C, If = 700mA)	L70 (17K) > 103,000 hours	L90 (17K) > 103,000 hours
	Aduro X2 max. operating values (@ Ts = 40°C, If = 230mA)	
IP Rating	IP40	
Max Continuous Connection Length	Please refer to installation limitations (Page 09)	
Luminous Flux per Metre (lm/M)	2700K: 610 lm/Metre 3000K: 700 lm/Metre	1,250 lm/Metre 1,400 lm/Metre

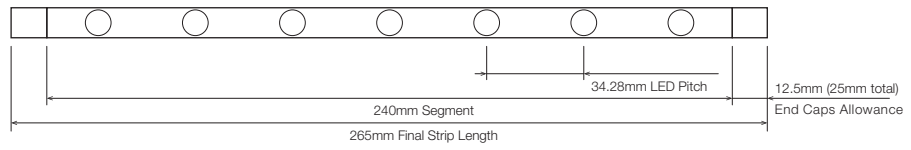
▪ Specific lumen output and IES files available on request

COLOUR BINNING

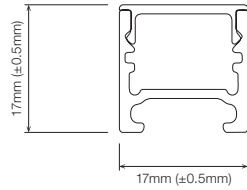


■ DIMENSIONS

For final strip lengths please refer to the "Product Length" table.



P17 PROFILE



AVAILABLE IN

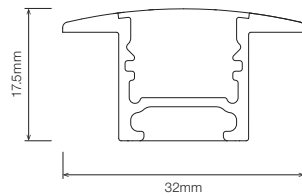
Diffused



MOUNTING OPTIONS

- **MC-XCLIP**
Flat Mount X-Clip
- **MC-STR-RBCLIP**
Rebate Mounting Clip
- **MC-STR-SMCLIP**
Pivot Surface Mounting Clip
- **MC-P17R**
Rotating Clip Mount

PR17 RECESSED PROFILE



AVAILABLE IN

Diffused



MOUNTING OPTIONS

- **MC-XCLIP**
Flat Mount X-Clip
- **MC-STR-SMCLIP**
Pivot Surface Mounting Clip
- **MC-STR-PR1732**
Spring Mounting Clip



Click on the download icon to view more information regarding mounting and rebate suggestions.



▪ PRODUCT LENGTH WITH P17

FULL SEGMENTS	EXACT STRIP LENGTH	P17 END CAP ALLOWANCE	P17 FINAL LENGTH
S1	240mm	add 25mm	265mm
S2	480mm	add 25mm	505mm
S3	720mm	add 25mm	745mm
S4	960mm	add 25mm	985mm
S5	1,200mm	add 25mm	1,225mm
S6	1,440mm	add 25mm	1,465mm
S7	1,680mm	add 25mm	1,705mm
S8	1,920mm	add 25mm	1,945mm *
S9	2,160mm	add 25mm	2,185mm *
S10	2,400mm	add 25mm	2,425mm *
S11	2,640mm	add 25mm	2,665mm *
S12	2,880mm	add 25mm	2,905mm *
S13	3,120mm	add 25mm	3,145mm *
S14	3,360mm	add 25mm	3,385mm *

■ Confirm interstate courier compliance

▪ Custom length subject to availability

▪ PRODUCT LENGTH WITH PR17

FULL SEGMENTS	EXACT STRIP LENGTH	PR17 END CAP ALLOWANCE	PR17 FINAL LENGTH
RS1	240mm	add 40mm	280mm
RS2	480mm	add 40mm	520mm
RS3	720mm	add 40mm	760mm
RS4	960mm	add 40mm	1,000mm
RS5	1,200mm	add 40mm	1,240mm
RS6	1,440mm	add 40mm	1,480mm
RS7	1,680mm	add 40mm	1,720mm
RS8	1,920mm	add 40mm	1,960mm
RS9	2,160mm	add 40mm	2,200mm
RS10	2,400mm	add 40mm	2,440mm
RS11	2,640mm	add 40mm	2,680mm

■ Confirm interstate courier compliance

⚠ WARNING

Do not bend LED strip when removing from mounting clips.

Gently twist LED Strip to remove from mounting clips.



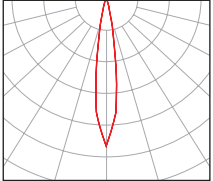


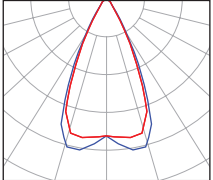


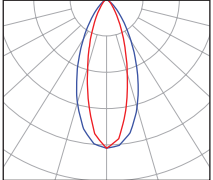
⚠ WARNING

PLEASE HANDLE LONG LED STRIPS WITH CARE.

LED Strips must not be bent.

When handling LED Strips, please ensure that they are kept straight.


■ POLAR DISTRIBUTION

OPTIC	BEAM ANGLE	POLAR DISTRIBUTION
L15 	25° – 30° Beam 	
L25 	42° – 50° Beam 	
O209 	Oval 40° x 18° Beam 	

■ PROFILE / DIFFUSER















■ PROFILE COLOUR



¹ Custom colours available on request.

WIRING CONFIGURATION

CONNECTOR TYPE	DRAWING	MALE	FEMALE
WR2.1OS Wire 2+1 Core One Side			
WR2.1BS Wire 2+1 Core Both Sides			
OC2.1MO Connector 2+1 pin Male Only			
OC2.1MF Connector 2+1 pin Male + Female			
SMPLC.1 Sample Type Connector 2.5mm			

- For detailed information on Outdoor IP67 connector please contact Coolon.
- Please consult Coolon for details on extension cable between LED fittings, drivers and power supplies.

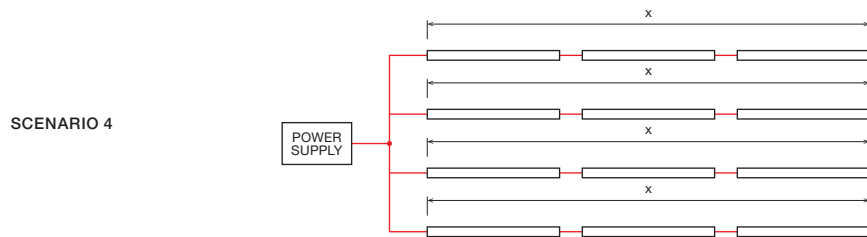
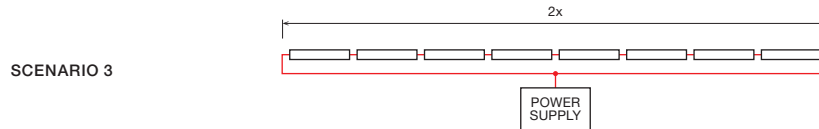
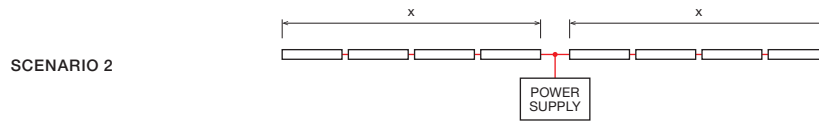
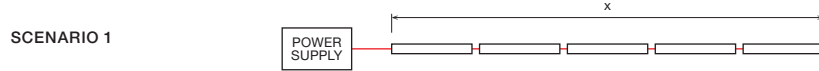
WIRING COLOUR CODE	
Red	+ VDC
Black	GND
White	PWM Control

IP RATING

IP40

Protected against solid objects greater than 1mm. No protection against liquids.

■ INSTALLATION LIMITS



11W VERSION

MAX. CONTINUOUS CONNECTION LENGTH (X)	CONNECTOR TYPE
12,200 mm	With 2+1 core (WR2.1OS / WR2.1BS)
5,500 mm	With 2+1 pin connectors (OC2.1MO / OC2.1MF / SMPLC.1)

■ Please consult Coolon for details on extension cable between LED fittings, drivers and power supplies.

23W VERSION

MAX. CONTINUOUS CONNECTION LENGTH (X)	CONNECTOR TYPE
5,800 mm	With 2+1 core (WR2.1OS / WR2.1BS)
2,500 mm	With 2+1 pin connectors (OC2.1MO / OC2.1MF / SMPLC.1)

■ Please consult Coolon for details on extension cable between LED fittings, drivers and power supplies.

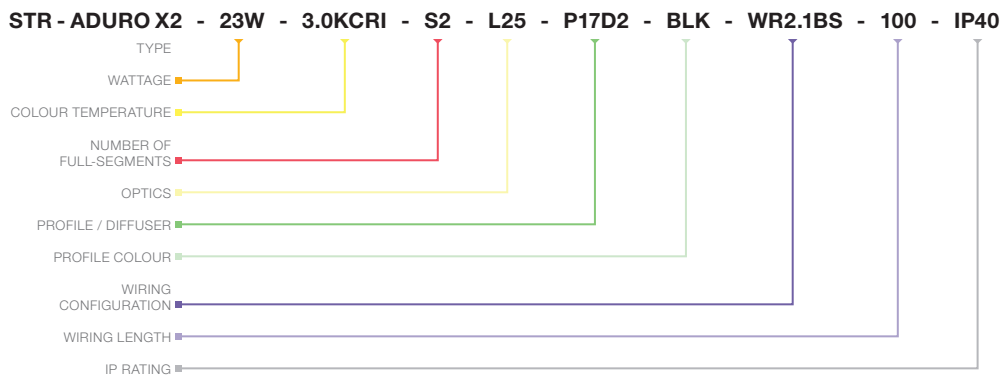
⚠ WARNING

Avoid connecting multiple power supplies into a single circuit, unless they are specifically designed to do so.

✗

✗

ORDERING EXAMPLE



■ **WATTAGE**

11W	10.5W per metre
23W	23W per metre

■ **COLOUR TEMPERATURE** ¹ PAGE 04

2.7KCRI	2700K CRI 90
3.0KCRI	3000K CRI 90
3.5KCRI	3500K CRI 90
4.0KCRI	4000K CRI 90

■ **PRODUCT LENGTH** PAGE 06

P17	
S1	265mm
S2	505mm
S3	745mm
S4	985mm
S5	1,225mm
S6	1,465mm
S7	1,705mm
S8	1,945mm
S9	2,185mm
S10	2,425mm
S11	2,665mm
S12	2,905mm
S13	3,145mm
S14	3,385mm
PR17	
RS1	280mm
RS2	520mm
RS3	760mm
RS4	1,000mm
RS5	1,240mm
RS6	1,480mm
RS7	1,720mm
RS8	1,960mm
RS9	2,200mm
RS10	2,440mm
RS11	2,680mm

■ **OPTICS** PAGE 07

L15	25° – 30° Beam
L25	42° – 50° Beam
O209	Oval 40° x 18° Beam

■ **PROFILE / DIFFUSER** PAGE 08

P17D2	P17 Profile Diffused
PR17D2	PR17 Recessed Profile Diffused

■ **PROFILE COLOUR** ² PAGE 08

BLK	Black (Standard)
WHT	White
GRY	Grey
CST	Custom Colour

■ **WIRING CONFIGURATION** PAGE 09

WR2.1OS	Wire 2+1 Core One Side
WR2.1BS	Wire 2+1 Core Both Sides
OC2.1MO	Connector 2+1 pin Male Only
OC2.1MF	Connector 2+1 pin Male + Female
SMPLC.1	Sample Type Connector 2.5mm

■ **WIRING LENGTH** PAGE 09

100	100mm
250	250mm
500	500mm
1000	1,000mm

■ **IP RATING** PAGE 09

IP40	Indoor Use
------	------------

¹ Other CCT subject to availability.

² Custom colours available on request.

■ ACCESSORIES

	PRODUCT CODE	DESCRIPTION
MOUNTING CLIP ¹		
	MC-XCLIP	Flat Mount X-Clip
	MC-STR-RBCLIP	Rebate Mounting Clip
	MC-STR-SMCLIP	Pivot Surface Mounting Clip
	MC-P17R-BLK	Rotating Clip Mount for P17 Profile - Black
	MC-P17R-WHT	Rotating Clip Mount for P17 Profile - White
	MC-STR-PR1732	Spring Mounting Clip for PR17 Recessed Profile
¹ Recommended spacing for Mounting Clips is maximum 500mm.		
CONTROLLER		
	CTR-A2PWM 0-10V	Analogue to PWM converter for 0 – 10V dimming signal
	CTR-DIMMERLOGIC	Coolon Universal Wall Dimmer with 0 – 10V and PWM Logic Output
	CTR-DALI-LOGIC	Indoor DALI Point 1 channel Driver with PWM Logic Output
	CTR-DALIOGIC-IP	Outdoor DALI Point 1 channel Driver with PWM Logic Output
POWER SUPPLY		
	PWR-HLG-60H-24AU	Mean Well Power Supply HLG 60W 24V IP67
	PWR-HLG-150H-24AU	Mean Well Power Supply HLG 150W 24V IP67
	PWR-HLG-240H-24AU	Mean Well Power Supply HLG 240W 24V IP67
	PWR-HLG-320H-24AU	Mean Well Power Supply HLG 320W 24V IP67
CABLE EXTENSIONS		
	CBLEXT-STR-WR2.1-IP40-3M	3m Cable Extension for Strips Red, Black and White, 0.75mm ² wire
	CBLEXT-STR-WR2.1-IP40-5M	5m Cable Extension for Strips Red, Black and White, 0.75mm ² wire
	CBLEXT-STR-OC2.1-IP65-3M	3m Connector Extension for Strips 1x Red, 1x Black, 1x White, 0.75mm ² wires
	CBLEXT-STR-OC2.1-IP65-5M	5m Connector Extension for Strips 1x Red, 1x Black, 1x White, 0.75mm ² wires