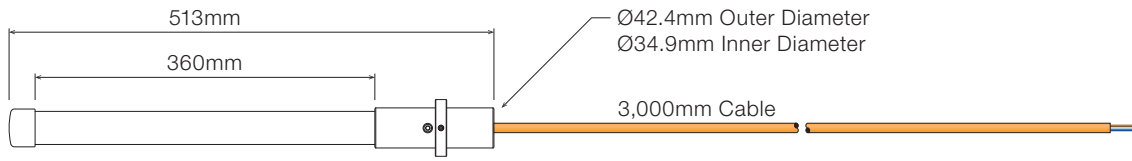
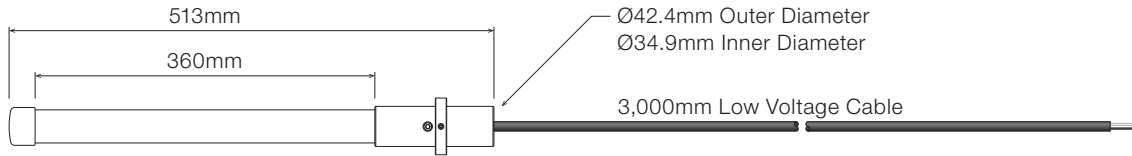


MP Mains Version



ELV Extra Low Voltage Version



Technical Specifications

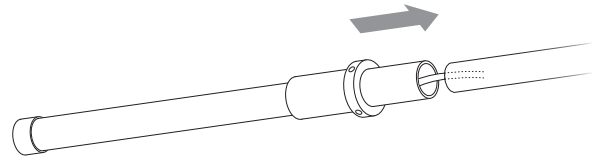
TYPE	VOLTAGE IN	OPERATING TEMP.	IP RATING	IK RATING
MP Mains Powered (230VAC)	200 – 240VAC	-20°C ≤ T _{amb} ≤ 50°C	IP66	IK09
ELV Extra Low Voltage (24VDC)	23 – 26VDC	-20°C ≤ T _{amb} ≤ 50°C	IP66	IK09

INSTALLATION INSTRUCTIONS

Step 1

Feed the cable through and slide the Eye Wash Station LED onto the spigot.

Tighten bolts to secure luminaire to the spigot.



WIRING


MP Mains Version

VOLTAGE INPUT:
180 – 255VAC 50/60hz Input



ELV Extra Low Voltage Version

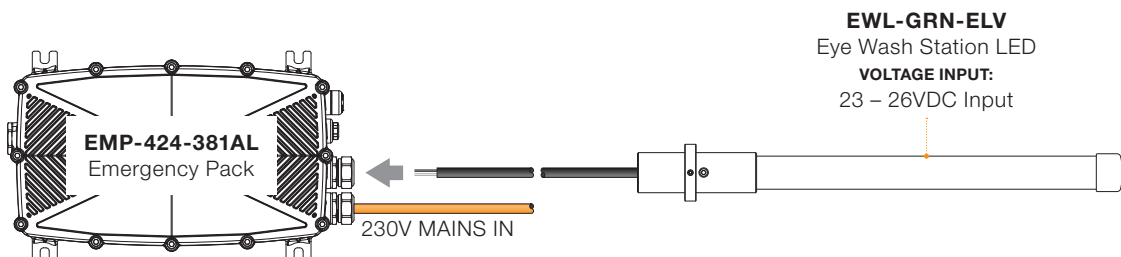
VOLTAGE INPUT:
23 – 26VDC Input



EM-KIT1 Emergency Version / Kit with AL Emergency Pack

Connect Eye Wash Station LED to Emergency Pack.

Please see Emergency Pack manual for specific wiring installation instructions.



⚠ Emergency Eye Wash Station LED is not to be treated as an emergency escape luminaire.