



 **COOLON**

CP56

270W LED Flood Light

A powerful, robust, high-powered flood light for large mobile plant applications

The CP56 provides the highest light output for lights in mobile mining application. Commonly used to provide adequate illumination in mining pits on machinery without the use of auxiliary mobile lighting towers.

The CP56 works over a wide voltage range and is able to withstand engine cranking spikes. The soft start technology protects the machine's alternators from overloading and damage.

Designed and manufactured in Australia using only the highest quality components, the CP56 is the most robust and heavy duty lighting solution for tough mining machinery.

Designed for use in:

- Hydraulic mining excavators
- Earthmoving Machinery
- Electric mining shovels
- Excavators
- Mining Stacker Reclaimers
- Mobile Lighting Towers
- Mobile Mining Crushers
- Mobile Stockpile Lights

 **DESIGNED &
MANUFACTURED
IN AUSTRALIA**



A Big Light for Big Machines

CP56 provides the highest light output for lights in the mobile mining application.

Commonly used to provide adequate illumination in the mining pit on machines without the use of auxiliary mobile lighting towers.

Built to last

The CP56 is designed for the harshest environments and provides unrivaled reliability and performance, critical for demanding applications.

- Resistant to Vibration
- Impact/Shock Proof
- Chemical Resistant
- High Pressure Washable
- Unaffected by Severe Temperature Variations



COOL SURFACE TEMPERATURE

Coolon's Industrial LED fittings have a much lower surface temperature than traditional HID equivalents which prevents dirt from baking onto the luminaire. This allows for easier cleaning and will prolong the lifespan of the luminaire.



NO FLICKERING

LED luminaires run on constant low voltage DC power and do not produce any visible stroboscopic effects, thus reducing the strain on eyes and significantly improving safety in areas where moving machinery is present.



UNRESTRICTED BURNING POSITION

Coolon's LED luminaires can be positioned and oriented in any desired way without affecting the lifespan of the product. This gives greater flexibility when it comes to aiming angles and orientation.



YEARS

3 YEARS FACTORY WARRANTY

Coolon Luminaires are covered by a solid comprehensible manufacturer's warranty that covers a range of possible defects and performance parameters throughout the duration of the warranty period.



INSTANT ON/OFF

LEDs do not require warm up. Instant on to 100% output translates to no downtime, improved safety and the ability to utilize sensor switching to significantly save energy.



HIGH IP RATING - IP66

Coolon's Industrial LEDs are designed specifically to withstand the harsh conditions in mining environments. The robust design allows our LED products to be used in many different applications and are high pressure washable.



EXTRA LOW VOLTAGE OPERATION

Our products operate on extra low voltage DC power. It is substantially safer to work with than conventional mains powered light sources.

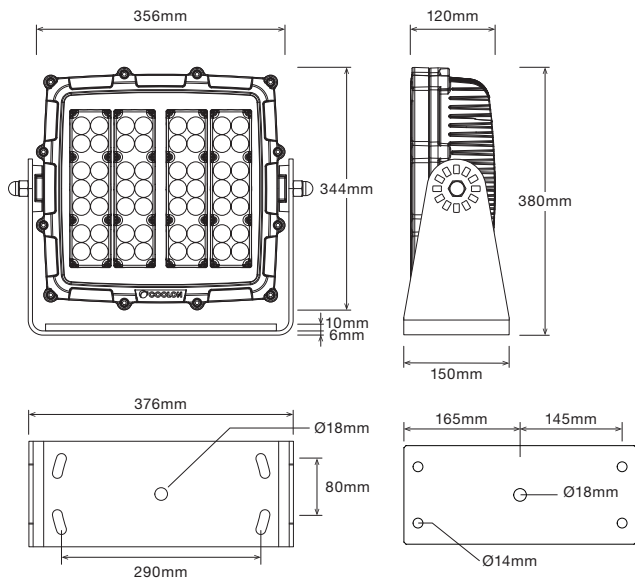


PROUDLY MADE IN AUSTRALIA

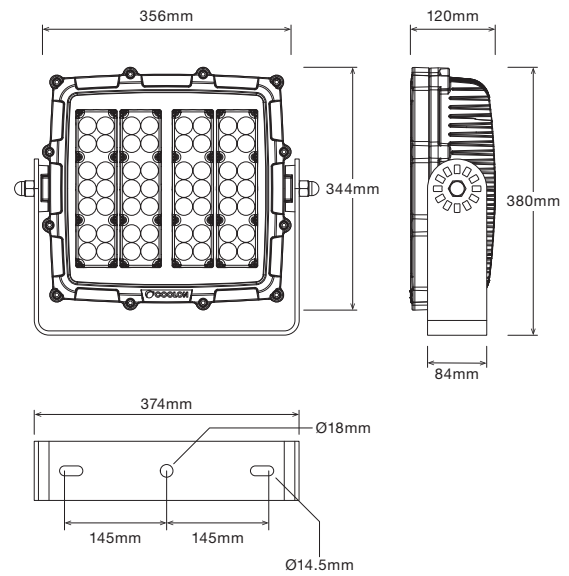
Engineered to perfection, using only the highest quality components and highly skilled labour, each luminaire is assembled and thoroughly tested to ensure that it exceeds the highest standards.

DIMENSIONS

CP56 Luminaire with mobile plant bracket (MPB)

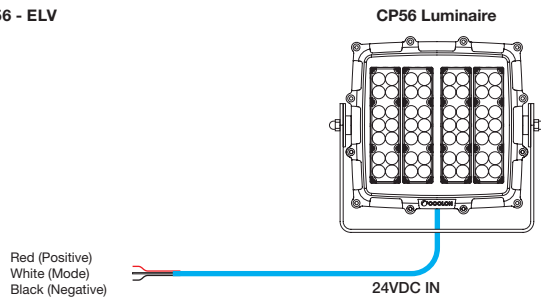


CP56 Luminaire with fixed plant bracket (FPB)



UNIT CONFIGURATION

CP56 - ELV



OPERATING MODE SELECTION



TECHNICAL SPECIFICATIONS

Product	CP56 LED Flood Light
Model	CP56
Optical Characteristics	
Luminous Flux (Photometered)	27,070 – 31,730 lm
CCT	CWT / WWT
CRI	>70
Electrical Characteristics (Luminaire)	
Power Consumption	270W
Nominal Voltage	24VDC
Voltage Range	21 – 34V
Cable Type	UL2517, 14# x 2C + 18# x 1C, Braid PVC UV Resistant
Cable Diameter	7.5mm
Cable Length	2m

Environmental	
IP Rating	IP66
Impact Rating	IK09
Salt Spray Tested	Yes
Operating Temp. Range	-20 to +50°C
Thermal Management Type	Active/Continuous
Expected Lifespan	50,000 Hours to 70% Brightness
Material Composition (Body)	LM6 Aluminium Alloy (<0.1% copper content)
Material Composition (Optics)	PC
Material Composition (Bracket)	Stainless Steel Bisalloy Bisplate® (MPB) 316 (FPB)
Material Composition (Cover)	Tempered Glass
Mounting/Bracket Type	MPB (Standard) FPB (Optional)
Angle Adjustment	+/- 90° in 30° Steps

Weight/Packaging		FPB	MPB + Plate	SSFPB
Luminaire Weight		12kg		
Bracket Weight		3.1kg	8.5kg	2.6kg
Packaging Dimensions		W 460mm H 440mm D 180mm	W 460mm H 440mm D 360mm	W 460mm H 440mm D 180mm
Packaged Weight		16.2kg	22.7kg (2 cartons)	15.7kg

Warranty

Warranty	3 years warranty as standard 5 years extended warranty optional
----------	--------------------------------------------------------------------

¹ Optical and electrical characteristics are measured using Cool White LEDs (CWT)

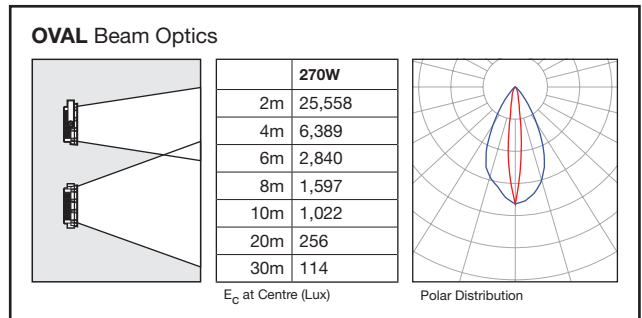
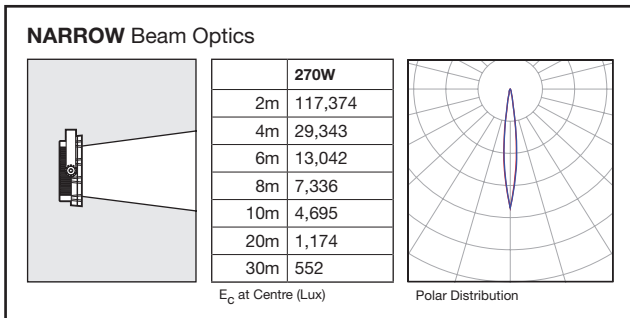
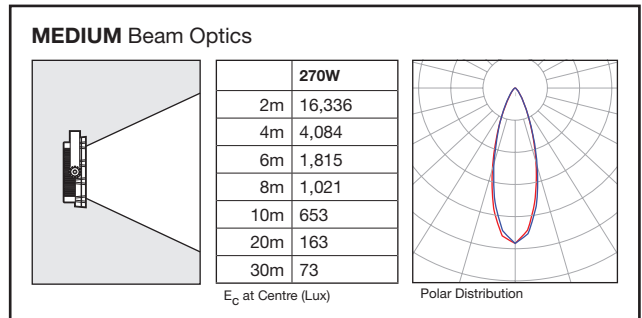
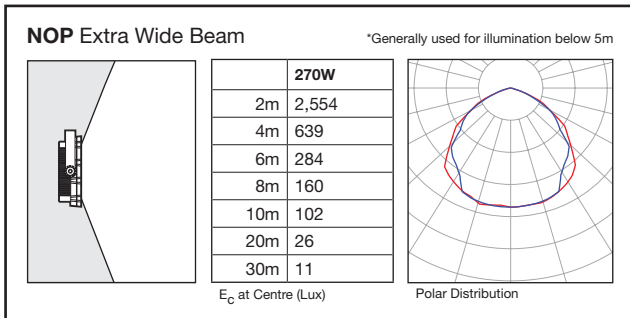
² Reading taken while test unit operating in steady state. Ambient temperature during testing is typically 25°C. Individual unit behaviour may differ due to electronic component tolerance and ambient conditions. Product parameters and application suitability shall be checked by the user prior to commissioning.

COLOUR TEMPERATURES

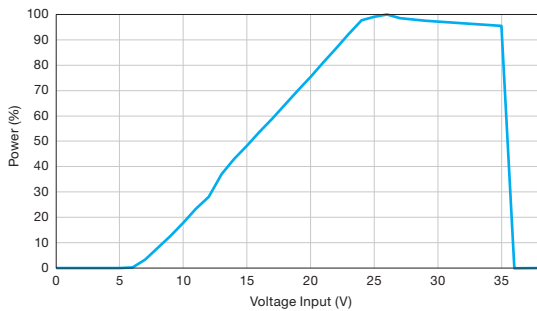


All colour temperatures are indicative. Some variation can occur.

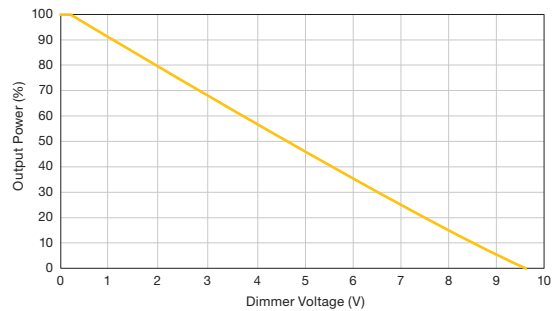
ILLUMINANCE AT DISTANCE



SUPPLY VOLTAGE VS POWER



DIMMING VOLTAGE VS POWER



ORDERING EXAMPLE

CP56 - CWT¹ - MEDIUM - MPB² - ELV

PRODUCT COLOUR TEMPERATURE OPTICS MOUNTING SUPPLY OPTION

PRODUCT	COLOUR TEMPERATURE	OPTICS	MOUNTING	SUPPLY OPTION
CP56	CWT Cool White	NOP Extra Wide Beam	MPB Mobile Plant Bracket	ELV Extra Low Voltage
	WWT Warm White	MEDIUM Medium Beam	FPB Fixed Plant Bracket	
		NARROW Narrow Beam	SSFPB Stainless Steel Fixed Plant Bracket	
		OVAL Oval Beam	NMB No Mounting Bracket	

¹ If COLOUR TEMPERATURE is not specified, Cool White LEDs (CWT) will be supplied

² If MOUNTING is not specified, Mobile Plant Bracket (MPB) will be supplied