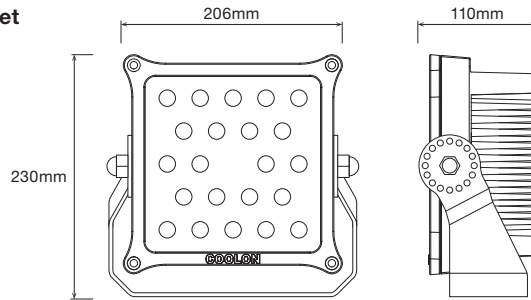


**CP22 Luminaire w/ Standard Bracket**

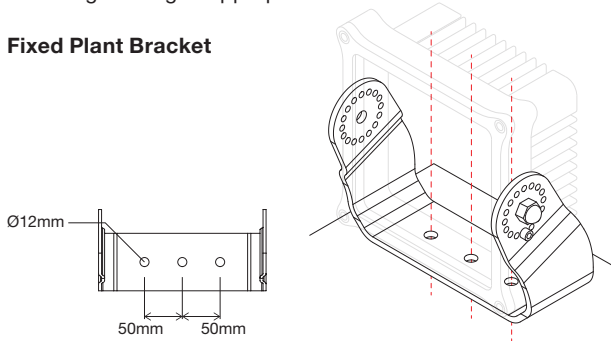


**MOUNTING BRACKET INSTALLATION**

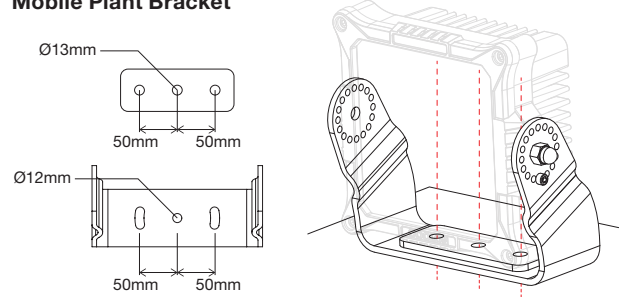
**Step 1**

Mount light fitting to appropriate location.

**Fixed Plant Bracket**

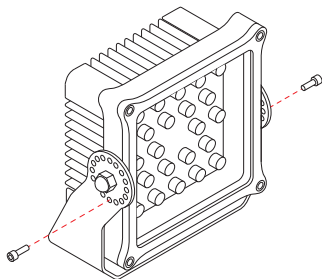


**Mobile Plant Bracket**



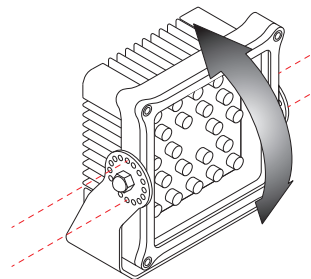
**Step 2**

To adjust the mounting angle, unscrew bolt and loosen dome nut.



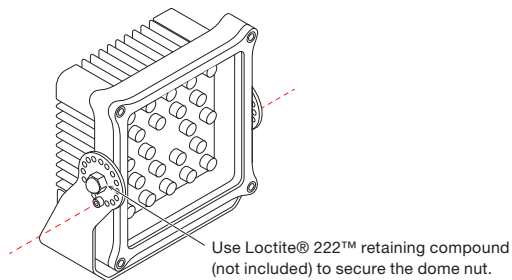
**Step 3**

Adjust the angle of the light fitting, and line up bracket holes to either the top or bottom mounting holes.



**Step 4**

Use Loctite® 222™ retaining compound (not included) to secure the dome nut. Screw in and tighten bolts on both sides.



**WIRING INSTRUCTIONS**

