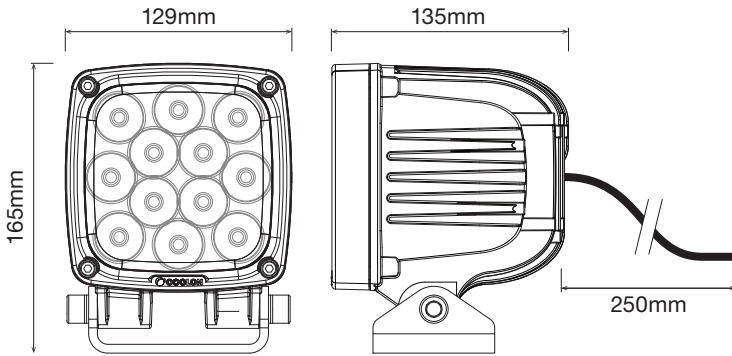
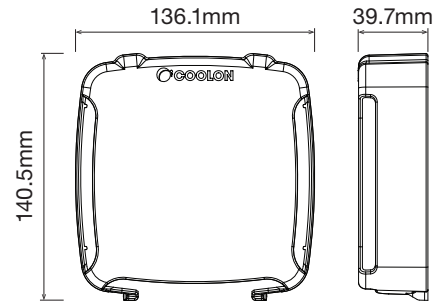


CP12UG Luminaire with Standard Bracket



Optional Clip-on Cover

ACC-CP12-COVER (available separately)



Technical Specifications

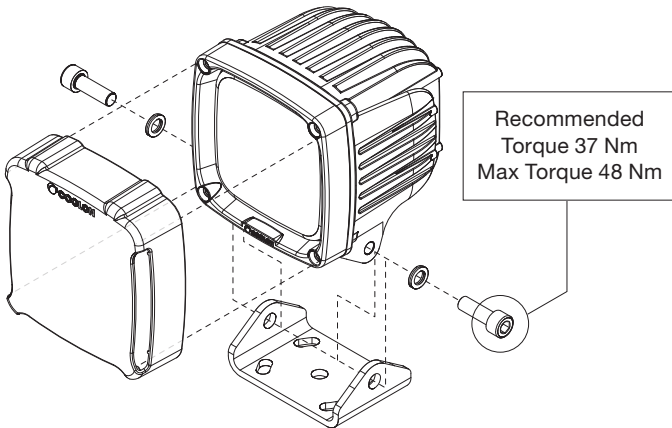
Voltage In
7 – 15VDC

Power
50W @ 12VDC

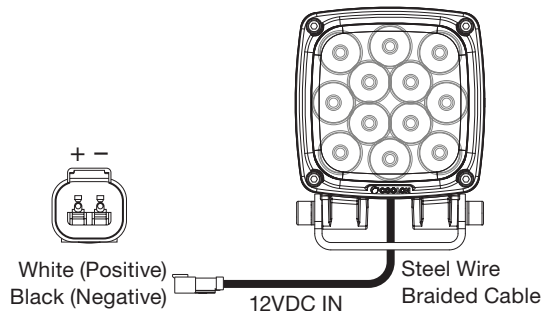
IP/IK Rating
IP66 / IK09

INSTALLATION INSTRUCTIONS

Adjust the mounting angle and secure the CP12UG lamp to the mounting bracket using the Norlock Washers and M10 hex screws.



WIRING



Visit the following link or scan the QR code for a quick demonstration showing the removal and installation of the clip-on cover: goo.gl/OZvYjc

⚠ ATTENTION:

Unit must not be operated with the clip-on cover and optical face blocked or obstructed.

The clip-on cover and other optical surfaces are to be kept clean for optimal light output and to prevent damage to the integral optics and cover.

Replace the clip-on cover if it is damaged or cannot be cleaned. Damage to the fitting due to operation with an obstructed optical face will not be covered by warranty.