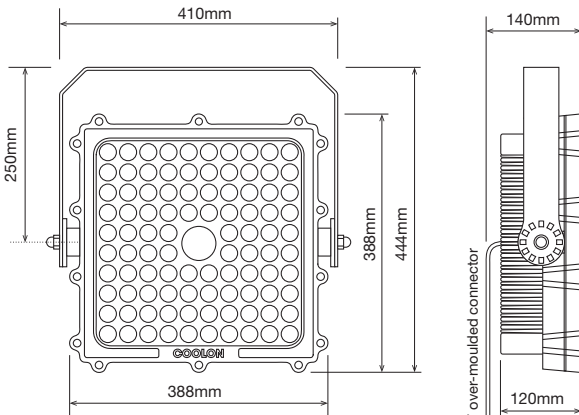
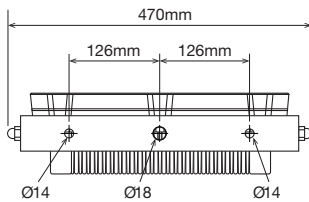
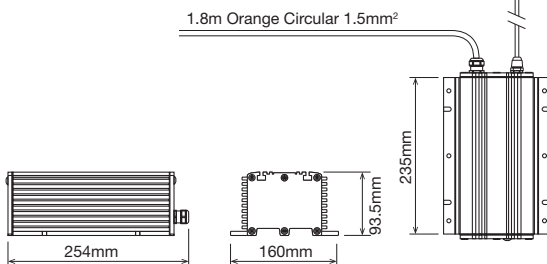


# CP96 INDUSTRIAL LED LUMINAIRE



CP96 Luminaire



Power Supply

## APPLICATIONS

- High Bay
- Flood Light
- Area Lighting

Designed and manufactured in Australia using only the highest quality components, the CP96 High Power LED Luminaire is designed specifically for industrial applications where reliability and performance are paramount.

Able to work side by side with people in the harshest of environments and is ideally suited for most situations where bulb maintenance is difficult or impossible.

Every component of the CP96 LED luminaire has been carefully engineered to provide the most reliable performance and bring across many benefits of utilizing solid state lighting technology in industrial applications.

Coolon's range of industrial LED lighting products are backed by a 3 years manufacturer's warranty.

## TECHNICAL SPECIFICATIONS

### Luminaire

Luminaire Type	XRE	XPG
Luminous Flux	9223-11465 lm	14991-19169 lm
LED	CREE XRE	CREE XPG
Power Consumption (excluding power supply)	Typical 195W Start 268W	Typical 212W Start 227W
Operating Voltage Range	22-25VDC	19-34VDC
Operating Temp. Range	-40°C +55°C	
IP Rating	IP66	
Body	Aluminium Alloy, marine grade anodized and coated with limited alkali and acid resistant coating	
LV Cable type	2 core braided with overmolded IP rated Plug. 1.8m long	
Angle Adjustment	±90° in 30° steps	

### Power Supply (Optional)

Mains Power Supply	External (Optional)
Full Item Part Number	PWR-CLN-USP350-24
Voltage Range	90-264VAC / 127-370VDC
Freq. Range	47-63 Hz
AC Current (Typ.)	4A/115VAC 2A/230VAC
Power Factor	>0.95
Connection via	1.5mm orange circular cable, 3.5m length

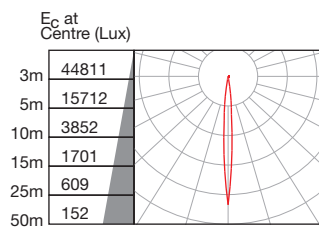
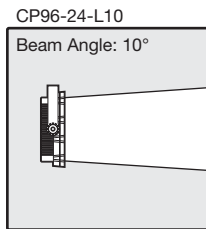
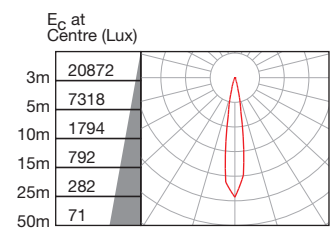
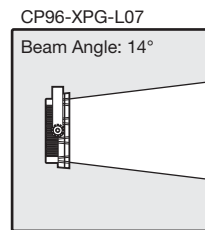
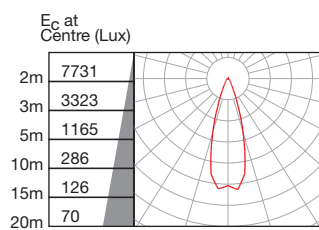
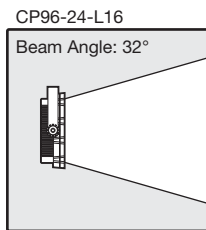
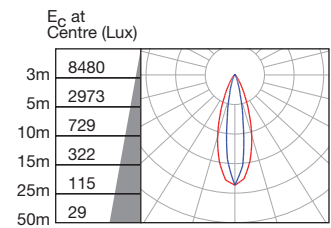
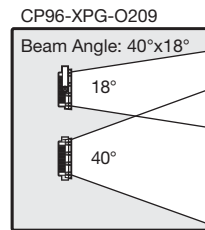
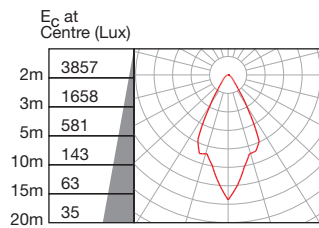
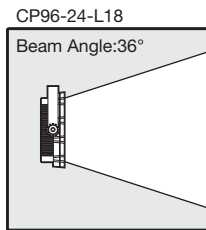
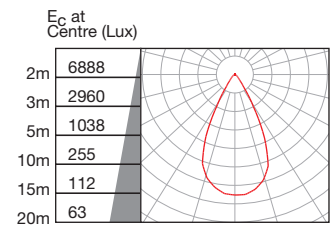
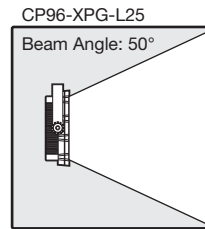
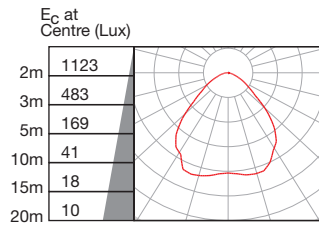
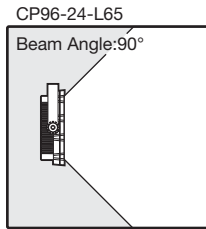
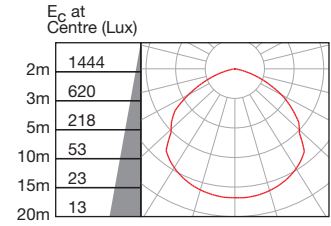
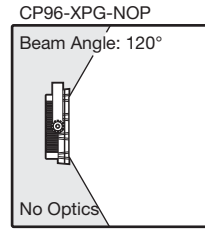
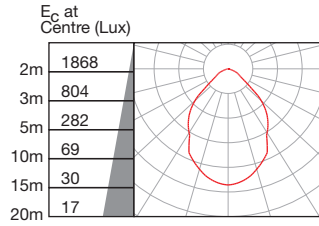
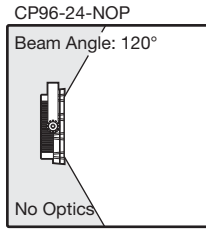
### Item Weight

Luminaire	11.9kg
Power Supply	3.2kg
STB Mounting Bracket	2.2kg
FPB Mounting Bracket	4.0kg
MPB Mounting Bracket	9.5kg

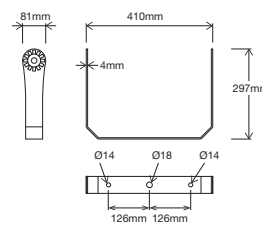
### Packaging

CP96 Package Dimensions & Weight (No Bracket)	460 x 440 x 180mm @ 13.8kg
Power Supply Package Dimensions & Weight	320 x 220 x 170mm @ 4.2kg

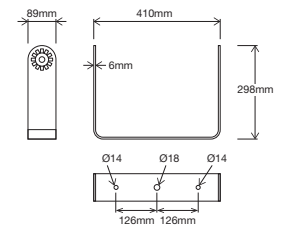
## ILLUMINANCE AT DISTANCE



## MOUNTING BRACKET



Standard Bracket  
MBR-CP96-STB



Fixed Plant Bracket (Optional)  
MBR-CP96-FPB

## ORDERING INFORMATION

### ORDERING EXAMPLE

**CP96 - 24 - NOP - STB<sup>1</sup> - WPS<sup>1</sup>**

PRODUCT CODE      TYPE      OPTICS      MOUNTING BRACKET      ACCESSORIES

### TYPE

24    Type XRE LED  
XPG    Type XPG LED

### OPTICS

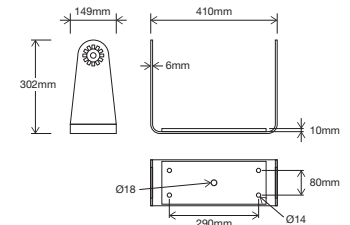
NOP    No Optics (XPG and XRE)  
L65    90° Beam Angle (XRE only)  
L18    36° Beam Angle (XRE only)  
L16    32° Beam Angle (XRE only)  
L10    10° Beam Angle (XRE only)  
L25    50° Beam Angle (XPG only)  
O209    Oval 40°x 18° Beam Angle (XPG only)  
L07    14° Beam Angle (XPG only)

### ACCESSORIES

WPS    With Power Supply  
NPS    No Power Supply

### MOUNTING BRACKETS

STB    Standard Mounting Bracket  
FPB    Fixed Plant Mounting Bracket  
MPB    Mobile Plant Mounting Bracket



Mobile Plant Bracket (Optional)  
MBR-CP96-MPB

<sup>1</sup> If not specified, unit will be supplied with power supply and standard mounting bracket