



APPLICATIONS

- Trucks
- Excavators
- Drag Lines
- Bulldozers

Designed and manufactured in Australia using only the highest quality components, the CP24 High Power LED Luminaire is designed specifically for industrial applications where reliability and performance are paramount.

Able to work side by side with people in the harshest of environments and is ideally suited for most situations where bulb maintenance is difficult or impossible.

Every component of the CP24 LED luminaire has been carefully engineered to provide the most reliable performance and bring across many benefits of utilizing solid state lighting technology in industrial applications.

CP24 LED luminaire is rated IP66 and is suitable for both indoor and outdoor use.



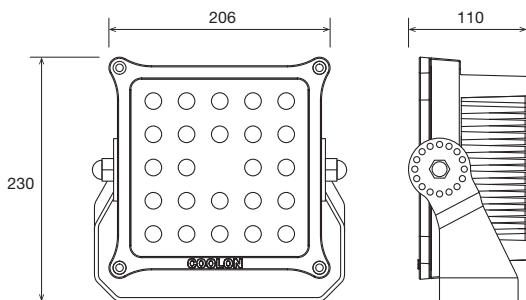
TECHNICAL SPECIFICATIONS

Luminaire

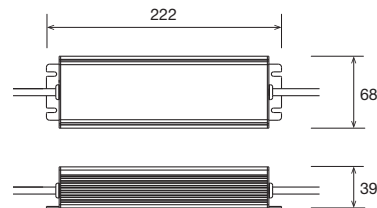
Luminous Flux	4327 - 5494 lm
Power Consumption	70.0W Typical, 72.2W Start
Operating Voltage Range	19VDC - 35VDC (M) 12VDC - 35VDC (A)
Operating Temp. Range	-40°C +55°C
IP Rating	IP66
Body	Aluminium Alloy (Anodized and E-Coated)
Mounting Bracket	Stainless Steel 316
Angle adjustment	11.25°/steps
Luminaire Weight	3.5kg
STB Bracket Weight	1.0kg
MPB Bracket Weight	1.8kg

Power Supply (Not Included)

Full Part No.	PWR-MWCLG-100-24
Operating Voltage Range	90-295VAC, 127-417VDC
Frequency Range	47-63Hz
Leakage Current	<0.75mA/240VAC
Power Factor	>0.95VAC

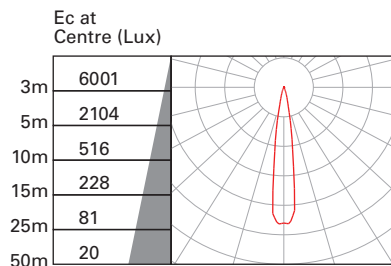
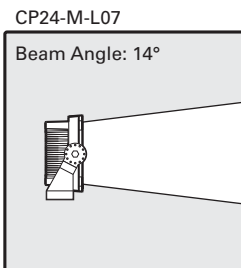
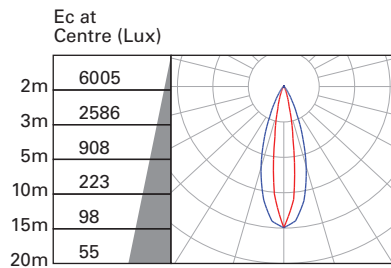
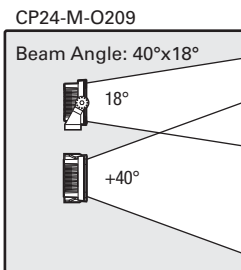
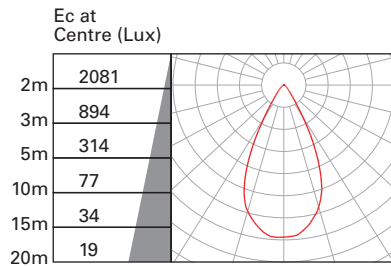
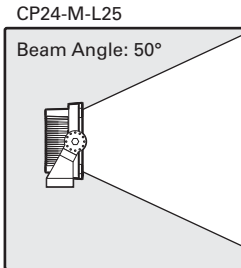
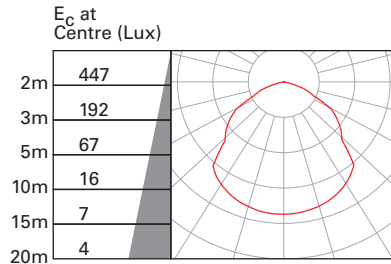
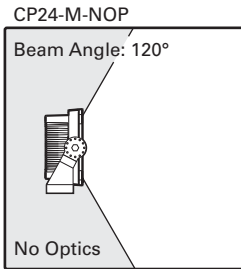


CP24 Luminaire

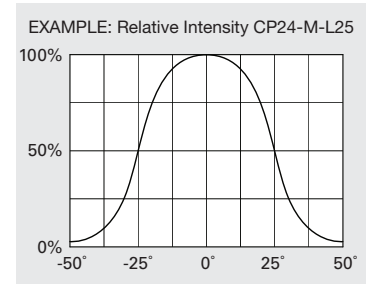


Power Supply

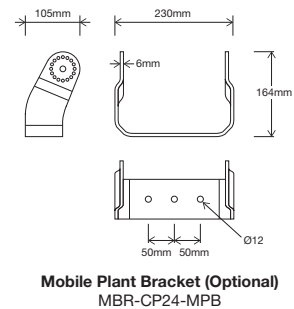
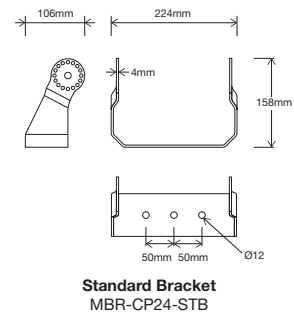
ILLUMINANCE AT DISTANCE



NOTE: Beam angle refers to 50% of peak value or higher.



MOUNTING BRACKET



ORDERING INFORMATION

ORDERING EXAMPLE

CP24 - M - L25 - STB¹ - NPS²

PRODUCT CODE TYPE OPTICS MOUNTING BRACKET ACCESSORIES

TYPE

M Mining Version (19VDC to 35VDC)
A Automotive Version (12VDC to 35VDC)

OPTICS

NOP No Optics
L25 50° Beam Angle
L07 14° Beam Angle
Q209 Oval 40°x18° Beam Angle

MOUNTING BRACKETS

STB Standard Bracket
MPB Mobile Plant Bracket

ACCESSORIES

WPS With Power Supply
NPS No Power Supply

¹ If not specified, standard mounting bracket will be supplied

² If not specified, no power supply will be supplied