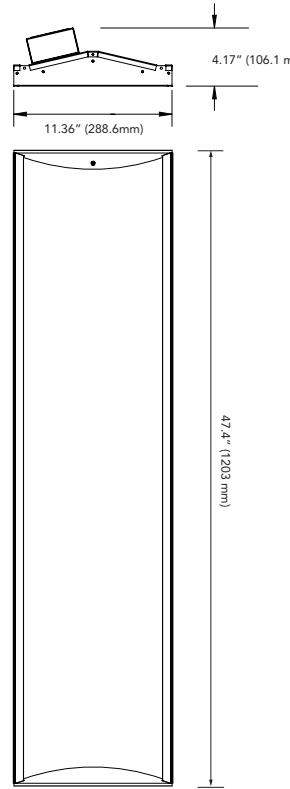


Project	Type
Client	Date
Part Number	

SORAA® barrel

1' x 2' (305 x 1203 mm) LED Troffer
Vivid 90 CRI, 90 R9, Rw100

Recessed LED troffer with a beautiful barrel shaped luminous lens providing ambient illumination from Soraa's unparalleled Vivid Color™ and Natural White™ accurate color and white rendering full spectrum LED with 90 CRI / 90 R9 and White Rendering Index of 100.



Features & Specifications

Soraa LED

The highest possible quality ambient light is provided by Soraa LEDs, available in 3000K, 3500K, and 4000K with up to 90 CRI / 90 R9. Lumen maintenance is 50,000 hours at 70% lumen output.

Soraa Optics

Precision formed Soraa OptiGuide™ optical assembly provides beautiful, even light distribution.

Construction

Injection molded endplates and extruded aluminum frame provide strength, rigidity and tight tolerances. Gridlock features are built into the endplates for additional safety and convenience. Four suspension points and seismic clips are provided. Large access plate is designed in to enable supply connection. Drivers can be accessed via plenum.

Finish

Durable frame has high reflectance baked matte white enamel finish for luminous uniformity.

Emergency Battery Pack

Optional 120V-277V integral emergency battery pack is available in 7 or 14 watts to meet critical life-safety lighting requirements. 90-minute batteries provide constant power to the LED system, ensuring code compliance.

Compliance

Luminaire cULus listed and IC rated.

Operating Temperature

Minimum -40° C, 25° C typical.

Applications

Suitable for dry locations. For interior use only.

Warranty

Five year warranty. Consult website for current information.

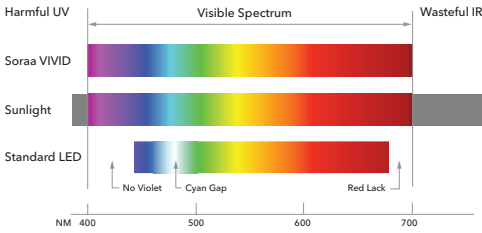


Build Your Fixture Sample Part Number: BL14 - 32 - 935- UNV - DM1

Series	Delivered Lumens	CCT/CRI	Voltage	Driver	Emergency	Whip
BL14	25 2500 lm	930 (3000K/90CRI)	UNV 120-277V Universal	DM1 0-10V (1% min)	Blank None EM7 7W Emergency Battery Pack Installed EM14 14W Emergency Battery Pack Installed	Blank None W6 6 ft Whip
	32 3200 lm	935 (3500K/90CRI)		LU1 Lutron L3DAE Hi-lume 1% EcoSystem LED		
		940 (4000K/90CRI)		LU2 Lutron L3DA3W Hi-lume 1% 3-wire LED		
				EL1 eldoLED Eco-Drive 0% Dim EL2 eldoLED Solo-Drive 1% Dim		

Soraa Arc Color and Whiteness Rendering

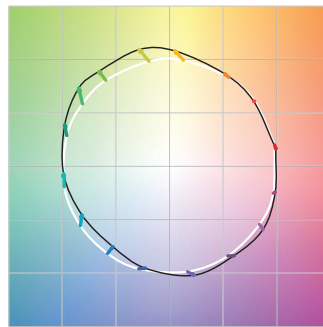
CCT	CRI	R9	Rf	Rg	Rfh1	Rw	McA
3000	90	90	90	100	90	100	3
3500	90	90	90	100	90	100	3
4000	90	90	90	100	90	70	3




Soraa has engineered the perfect balance between color rendering and white rendering. Soraa's core technology uses a violet LED emitter as the basis for full spectrum light. This allows both Vivid™ color rendering and Natural White™ white rendering, which creates whiteness by exciting fluorescing agents with violet radiation, without the harmful effect of UV.

Rf: The TM-30 metric for color fidelity (similarity to colors under natural light), a more accurate version of the CRI Ra. Rf is 100 for natural light.
Rg: The TM-30 metric for color gamut (whether colors are more saturated than under natural light). Rg is 100 for natural light.
Rfh1: The TM-30 metric for color fidelity for red tones. Rfh1 is a more accurate version of the CRI R9. Rfh1 is 100 for natural light.
Rw: The Soraa-developed metric for white fidelity. Rw measures the magnitude of excitation of whitening agents within white materials. Rw is 100 for natural light.

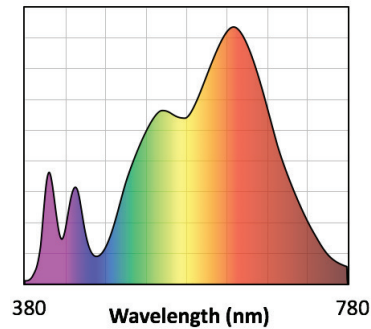
3000K



Rf: 90, Rg: 100, Rfh1: 90

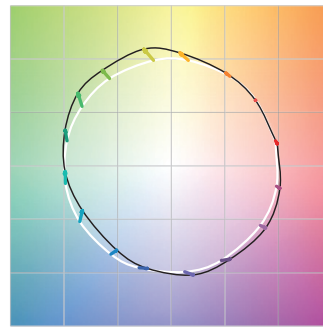


Rw: 100




CRI: 90, R9: 90

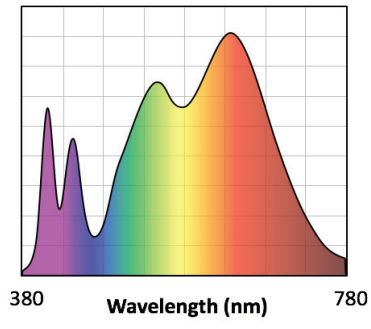
3500K



Rf: 90, Rg: 100, Rfh1: 90

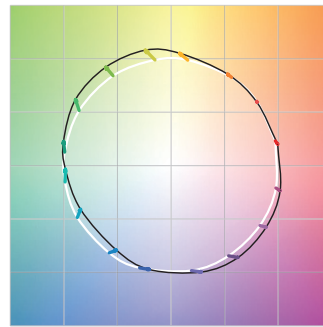


Rw: 100




CRI: 90, R9: 90

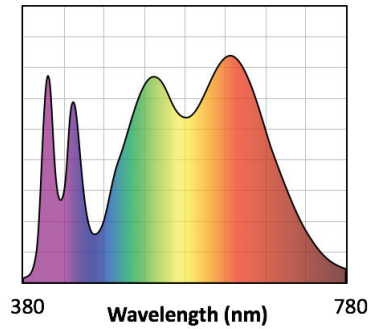
4000K



Rf: 90, Rg: 100, Rfh1: 90



Rw: 70



CRI: 90, R9: 90