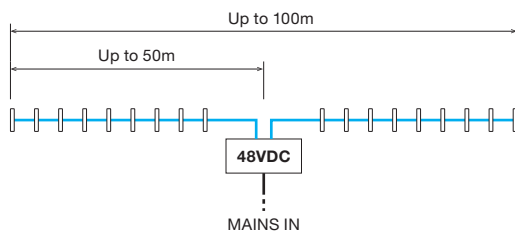
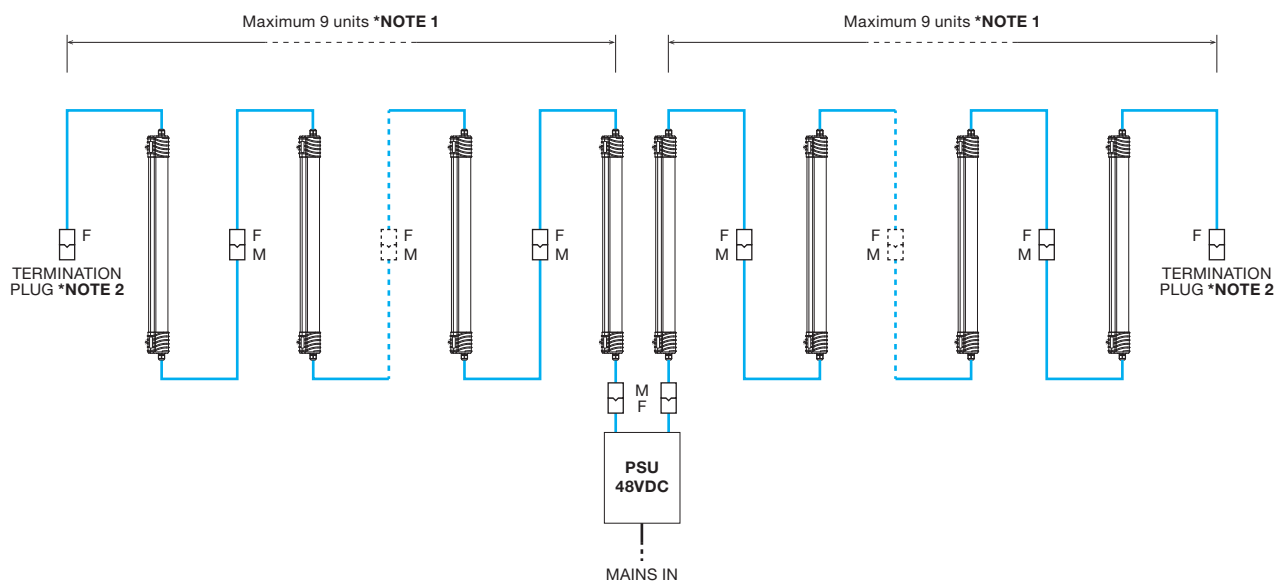


ATTENTION

Cable entry end must have minimum 40mm of free space away from the luminaire to ensure sufficient room for cable placement. This product is designed for fixed/stationary installation, it is not designed to be used as a hand held work light. Damage sustained by the units as a result of misuse is not covered by warranty.

INSTALLATION INSTRUCTIONS

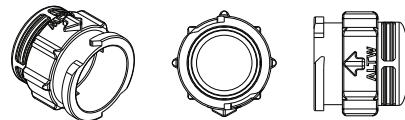
DC4 Wiring Diagram



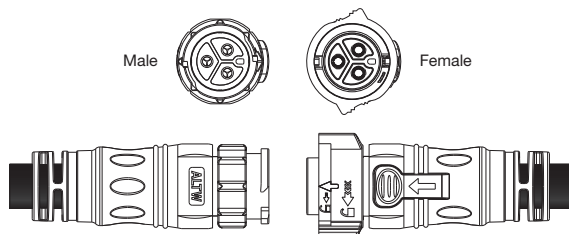
NOTES

NOTE 1 MUST NOT exceed 9 units per chain.

NOTE 2 Termination plugs MUST BE USED to avoid corrosion of exposed connector.



X-LOK Connectors



Connector must click to ensure secure connection.



Once the product has reached end of life, unit is to be disposed of in accordance to local e-waste laws or regulations. Do not dispose of these products as unsorted municipal waste: take them for recycling. For information on your nearest recycling point, check with your local waste authority.

Electrical Characteristics

Power Consumption	41.5W Typical
Voltage Range	23 – 50VDC
Cable Diameter	7.5mm
Cable Length	2.5 Metres (each end)