



## Product Comparison

ARCHITECTURAL LED RANGE

# Primo

STRIPS



## LUMEN OUTPUT PER METRE

500	750	1000	1250	1500
-----	-----	------	------	------

## WATTAGE PER METRE

10	15	20	25	30
----	----	----	----	----

## CCT KELVIN

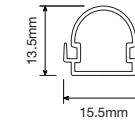
2600K	2800K	3000K	4200K	5000K
-------	-------	-------	-------	-------

## BUDGET ESTIMATED COST PER METRE

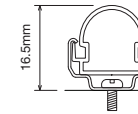
150	200	250	300	350
-----	-----	-----	-----	-----

☐ DIMMING *Optional - Onboard 0-10V, PWM Optional*

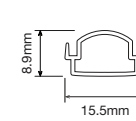
## STANDARD PROFILE



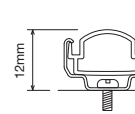
## STANDARD PROFILE W/MOUNTING CLIP



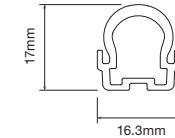
## LOW PROFILE



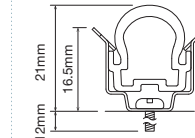
## LOW PROFILE W/ MOUNTING CLIP



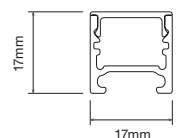
## REINFORCED PROFILE



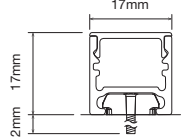
## REINFORCED PROFILE W/ MOUNTING CLIP



## P17 PROFILE



## P17 PROFILE W/ MOUNTING X-CLIP



# Primo X2

STRIPS



## LUMEN OUTPUT PER METRE

500	750	1000	1250	1500
-----	-----	------	------	------

## WATTAGE PER METRE

10	15	20	25	30
----	----	----	----	----

## CCT KELVIN

2600K	2800K	3000K	4200K	5000K
-------	-------	-------	-------	-------

## COLOURS

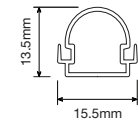
WH	BL	GR	RD	OR	YL
----	----	----	----	----	----

## BUDGET ESTIMATED COST PER METRE

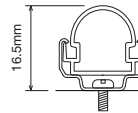
150	200	250	300	350
-----	-----	-----	-----	-----

☐ DIMMING *Onboard 0-10V, PWM Optional*

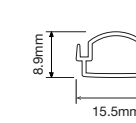
## STANDARD PROFILE



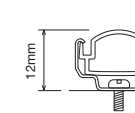
## STANDARD PROFILE W/MOUNTING CLIP



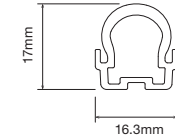
## LOW PROFILE



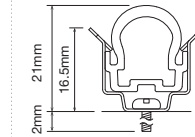
## LOW PROFILE W/ MOUNTING CLIP



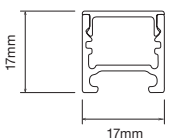
## REINFORCED PROFILE



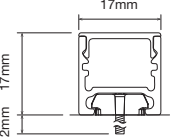
## REINFORCED PROFILE W/ MOUNTING CLIP



## P17 PROFILE



## P17 PROFILE W/ MOUNTING X-CLIP



# Primo CC

STRIPS



## LUMEN OUTPUT PER METRE

500	750	1000	1250	1500
-----	-----	------	------	------

## WATTAGE PER METRE

10	15	20	25	30
----	----	----	----	----

## CCT KELVIN

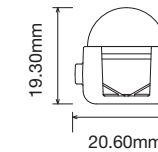
2600K	2800K	3000K	4200K	5000K
-------	-------	-------	-------	-------

## BUDGET ESTIMATED COST PER METRE

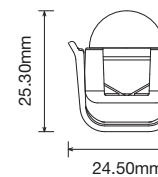
150	200	250	300	350
-----	-----	-----	-----	-----

☐ DIMMING *Optional 0-10V, PWM Optional*

## STANDARD PROFILE



## STANDARD PROFILE W/MOUNTING CLIP



# Multo

STRIPS



LUMEN OUTPUT PER METRE

500	750	1000	1250	1500
-----	-----	------	------	------

WATTAGE PER METRE

10	15	20	25	30
----	----	----	----	----

CCT KELVIN

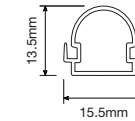
2600K	2800K	3000K	4200K	5000K
-------	-------	-------	-------	-------

BUDGET ESTIMATED COST PER METRE

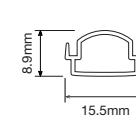
150	200	250	300	350
-----	-----	-----	-----	-----

☐ DIMMING *Optional - PWM*

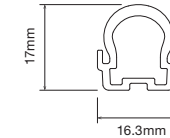
STANDARD PROFILE



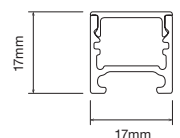
LOW PROFILE



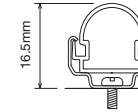
REINFORCED PROFILE



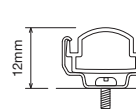
P17 PROFILE



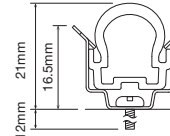
STANDARD PROFILE  
W/MOUNTING CLIP



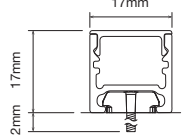
LOW PROFILE  
W/ MOUNTING CLIP



REINFORCED PROFILE  
W/ MOUNTING CLIP



P17 PROFILE  
W/ MOUNTING X-CLIP



# Multo X2

STRIPS



LUMEN OUTPUT PER METRE

500	750	1000	1250	1500
-----	-----	------	------	------

WATTAGE PER METRE

10	15	20	25	30
----	----	----	----	----

CCT KELVIN

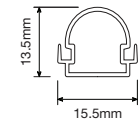
2600K	2800K	3000K	4200K	5000K
-------	-------	-------	-------	-------

BUDGET ESTIMATED COST PER METRE

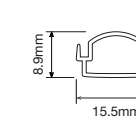
150	200	250	300	350
-----	-----	-----	-----	-----

☐ DIMMING *Optional - PWM*

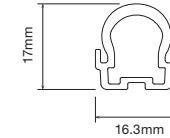
STANDARD PROFILE



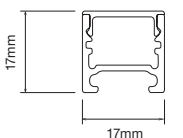
LOW PROFILE



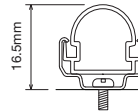
REINFORCED PROFILE



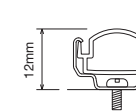
P17 PROFILE



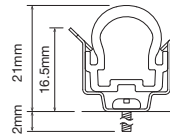
STANDARD PROFILE  
W/MOUNTING CLIP



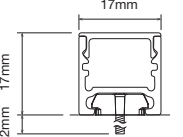
LOW PROFILE  
W/ MOUNTING CLIP



REINFORCED PROFILE  
W/ MOUNTING CLIP



P17 PROFILE  
W/ MOUNTING X-CLIP



# Multo HD

STRIPS



LUMEN OUTPUT PER METRE

500	750	1000	1250	1500
-----	-----	------	------	------

WATTAGE PER METRE

10	15	20	25	30
----	----	----	----	----

CCT KELVIN

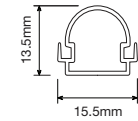
2600K	2800K	3000K	4200K	5000K
-------	-------	-------	-------	-------

BUDGET ESTIMATED COST PER METRE

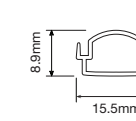
150	200	250	300	350
-----	-----	-----	-----	-----

☐ DIMMING *Optional - PWM*

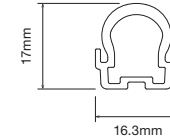
STANDARD PROFILE



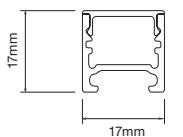
LOW PROFILE



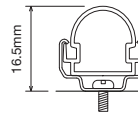
REINFORCED PROFILE



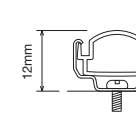
P17 PROFILE



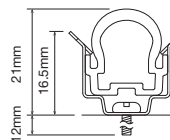
STANDARD PROFILE  
W/MOUNTING CLIP



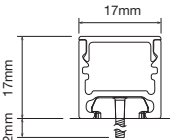
LOW PROFILE  
W/ MOUNTING CLIP



REINFORCED PROFILE  
W/ MOUNTING CLIP



P17 PROFILE  
W/ MOUNTING X-CLIP



# Slim

STRIPS



LUMEN OUTPUT PER METRE

500	750	1000	1250	1500
-----	-----	------	------	------

WATTAGE PER METRE

10	15	20	25	30
----	----	----	----	----

CCT KELVIN

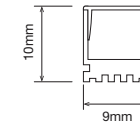
2600K	2800K	3000K	4200K	5000K
-------	-------	-------	-------	-------

BUDGET ESTIMATED COST PER METRE

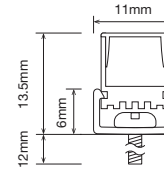
150	200	250	300	350
-----	-----	-----	-----	-----

☐ DIMMING Onboard 0-10V, PWM Optional

STANDARD PROFILE



STANDARD PROFILE  
W/MOUNTING CLIP



# Shift 2

STRIPS



LUMEN OUTPUT PER METRE

500	750	1000	1250	1500
-----	-----	------	------	------

WATTAGE PER METRE

10	15	20	25	30
----	----	----	----	----

CCT KELVIN

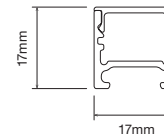
2600K	2800K	3000K	4200K	5000K
-------	-------	-------	-------	-------

BUDGET ESTIMATED COST PER METRE

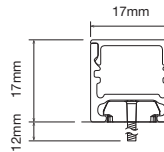
150	200	250	300	350
-----	-----	-----	-----	-----

☐ DIMMING Onboard 0-10V, PWM Optional

P17 PROFILE



P17 PROFILE  
W/ MOUNTING CLIP



# Aduro

STRIPS



LUMEN OUTPUT PER METRE

500	750	1000	1250	1500
-----	-----	------	------	------

WATTAGE PER METRE

10	15	20	25	30
----	----	----	----	----

CCT KELVIN

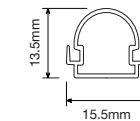
2600K	2800K	3000K	4200K	5000K
-------	-------	-------	-------	-------

BUDGET ESTIMATED COST PER METRE

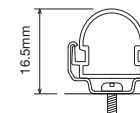
150	200	250	300	350
-----	-----	-----	-----	-----

☐ DIMMING Onboard 0-10V, PWM Optional

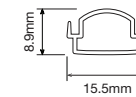
STANDARD PROFILE



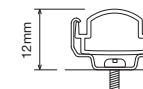
STANDARD PROFILE  
W/MOUNTING CLIP



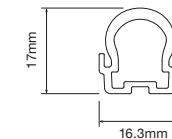
LOW PROFILE



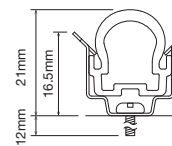
LOW PROFILE  
W/ MOUNTING CLIP



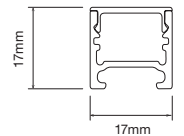
REINFORCED PROFILE



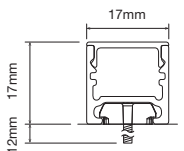
REINFORCED PROFILE  
W/ MOUNTING CLIP



P17 PROFILE



P17 PROFILE  
W/ MOUNTING X-CLIP



# Edge

STRIPS




LUMEN OUTPUT PER METRE



WATTAGE PER METRE



CCT KELVIN

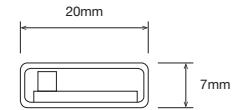


BUDGET ESTIMATED COST PER METRE



☐ DIMMING *Optional - PWM*

STANDARD PROFILE



# Edge RGB

STRIPS



LUMEN OUTPUT PER METRE



WATTAGE PER METRE



COLOURS

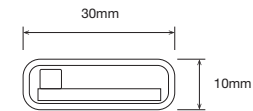


BUDGET ESTIMATED COST PER METRE



☐ DIMMING *RDM / DMX*

STANDARD PROFILE



# Spectrum 450

STRIPS



LUMEN OUTPUT PER METRE



WATTAGE PER METRE



RGB

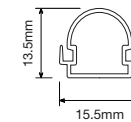


BUDGET ESTIMATED COST PER METRE

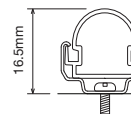


☐ DIMMING *RDM / DMX*

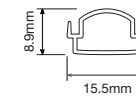
STANDARD PROFILE



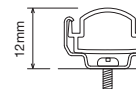
STANDARD PROFILE  
W/ MOUNTING CLIP



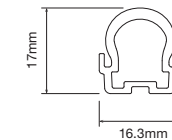
LOW PROFILE



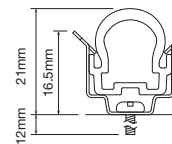
LOW PROFILE  
W/ MOUNTING CLIP



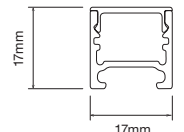
REINFORCED PROFILE



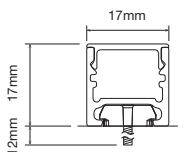
REINFORCED PROFILE  
W/ MOUNTING CLIP



P17 PROFILE



P17 PROFILE  
W/ MOUNTING X-CLIP



# Aris

MEDIUM POWER LINEAR




LUMEN OUTPUT PER METRE



WATTAGE PER METRE



CCT KELVIN

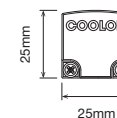


BUDGET ESTIMATED COST PER METRE

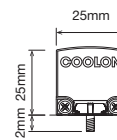


☐ DIMMING Onboard 0-10V / PWM / DALI Optional

STANDARD PROFILE



STANDARD PROFILE  
W/MOUNTING BRACKET



# Max Mini

MEDIUM POWER LINEAR




LUMEN OUTPUT PER METRE



WATTAGE PER METRE



CCT KELVIN



COLOURS

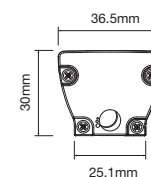


BUDGET ESTIMATED COST PER METRE

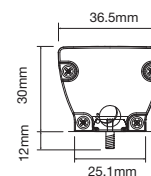


☐ DIMMING Onboard 0-10V / PWM / DALI Optional

STANDARD PROFILE



STANDARD PROFILE  
W/MOUNTING BRACKET



# Electro

MEDIUM POWER LINEAR




LUMEN OUTPUT PER METRE



WATTAGE PER METRE



CCT KELVIN

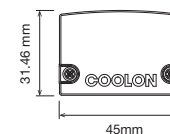


BUDGET ESTIMATED COST PER METRE

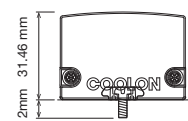


☐ DIMMING 0-10V / PWM / DALI Optional

STANDARD PROFILE



STANDARD PROFILE  
W/MOUNTING BRACKET



# Recess 60

MEDIUM POWER LINEAR



## LUMEN OUTPUT PER METRE

500	1000	1500	2000	2500
-----	------	------	------	------

## WATTAGE PER METRE

15	30	45	60	75
----	----	----	----	----

## CCT KELVIN

2600K	2800K	3000K	4200K	5000K
-------	-------	-------	-------	-------

## COLOURS

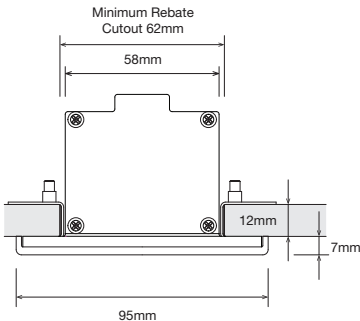
WH	BL	GR	RD	OR	YL
----	----	----	----	----	----

## BUDGET ESTIMATED COST PER METRE

200	400	600	800	1000
-----	-----	-----	-----	------


<input type="checkbox"/> DIMMING <i>With DALI / PWM Logic</i>
---

## STANDARD PROFILE



# Maxis

HIGH POWER LINEAR



## LUMEN OUTPUT PER METRE



## WATTAGE PER METRE



## COLOURS

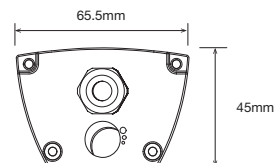


## BUDGET ESTIMATED COST PER METRE



☐ DIMMING *Onboard 0-10V, PWM Optional*

## STANDARD PROFILE



# Beam

HIGH POWER LINEAR



## LUMEN OUTPUT PER METRE



## WATTAGE PER METRE



## COLOURS

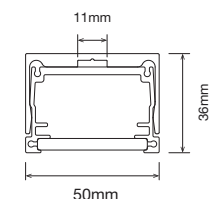


## BUDGET ESTIMATED COST PER METRE



☐ DIMMING *Onboard 0-10V, PWM Optional*

## STANDARD PROFILE



# Latitude37 RGBW

HIGH POWER LINEAR



## LUMEN OUTPUT PER METRE



## WATTAGE PER METRE



## COLOURS



## BUDGET ESTIMATED COST PER METRE



☐ DIMMING *With RDM / DMX Driver*

## STANDARD PROFILE

