

SORAA[®] SNAP SYSTEM LED MR16 ACCESSORIES



- **World's First 10° Single Source LED MR16**
- **CRI 80 or 95 Full Spectrum Lamp**
- **Magnetic Self Centering**
- **Fits All Fixtures**
- **Multiple Stackable Accessories**
- **Any Beam Angle**
- **Ellipse, Color Filters, Louvers**
- **Dimmable**
- **Stackable**

FREE YOUR IMAGINATION WITH UNLIMITED DESIGN POSSIBILITIES

- **Achieve all beam distributions or colors with one lamp SKU**
- **Shorten design, specification, installation, and sales cycles**
- **Reduce inventory costs**
- **Unprecedented design flexibility**
- **All standard distributions, colors**
- **Formerly impossible distributions such as flat tops**
- **Magnet automatically self centers accessories without fasteners or tools**
- **Compatible with all standard fixtures**
- **No bulky and costly fixtures or adaptors required**
- **Simple installation without need for removal of lamp**
- **Works in unventilated fully sealed fixtures**

Accessories are an important tool in lighting designers' palettes which allows them to fine tune lighting scenes by creating dedicated light distributions and colors. They also give designers the flexibility to optimize a design on site, with any lamp beam spread. Examples of typical accessories include: hex-louvers and snoots to reduce glare; grates to create linear light patterns; and gels for tinted effects.

Because of their high operating temperature, halogen lamps require accessories made of heavy glass or metal and bulky attachment mechanisms: this limits fixture choices and aesthetic possibilities. Many LED directional lamps are incompatible with accessories because they use multiple LED sources - "shower heads", have non-standard dimensions, or have operating temperature requirements significantly lower than halogen sources.

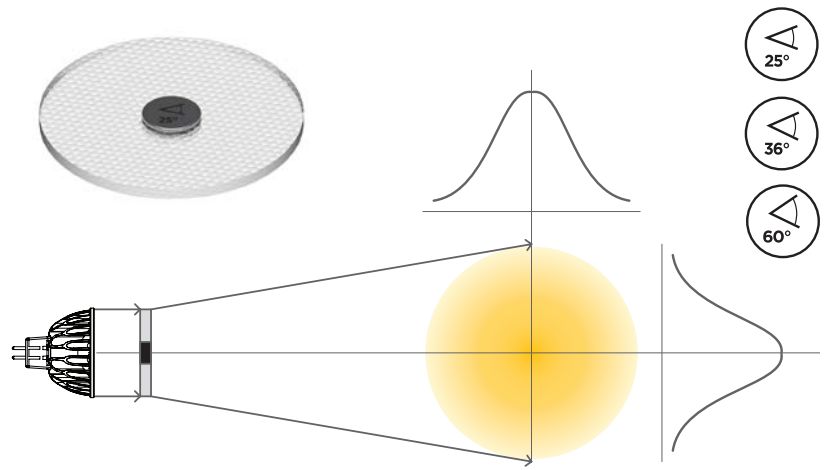
The Soraa Snap System is the first LED lamp/accessory solution that is optimized to work as an integrated system. Based on high brightness single source GaN on GaN™ LED technology, it completely redefines accessory application. The effects that can be achieved are similar to what can be done with halogen sources, but are enabled by a relatively low operating temperature and groundbreaking optical design, materials, and methods of attachment. The system's self-centering magnetic interconnect system makes using accessories completely user friendly, and opens up possibilities for accessories to a much wider range of fixtures than ever before. Also, the relatively low temperature of the Soraa MR16 Snap System lamps mean that new accessory materials, such as advanced polymer films, can be used for beam and color control in ways never before possible.

BEAM SPREADER SNAP

Use in any application where reducing the number of beam angle SKUs is required. Reduces inventory costs. Shortens specification, design, sales cycles. Provides maximum flexibility up to the time of installation.

Beam	Part Number	Product Code	Luminous Intensity of 10° Lamp	Field Angle
25°	AC-GC-2525-00	00325	29%	40°
36°	AC-GC-3636-00	00327	14%	55°
60°	AC-GC-6060-00	00329	5%	103°

Lumen Transmissivity: 90%
 Diameter: 50.0 mm Thickness: 2 mm
 Magnetic Attach Force: 0.45 lb-F

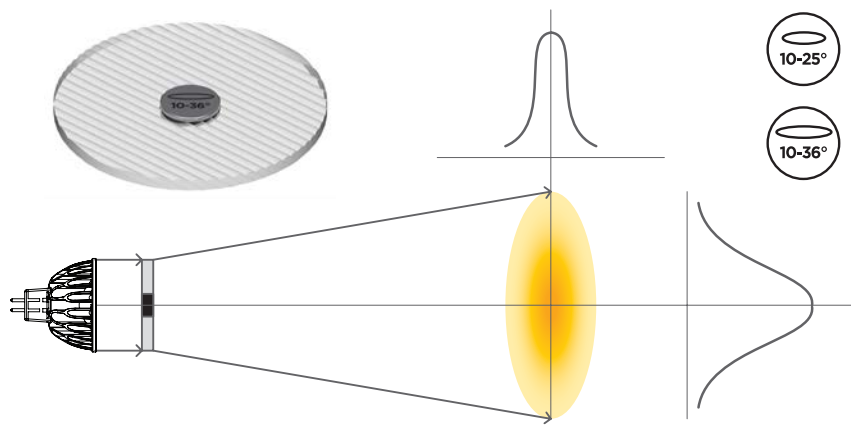


LINEAR SNAP

Use in wall washes and illuminating asymmetric objects. Reduces required number of light fixtures and spill illumination of target objects.

Beam	Part Number	Product Code	Luminous Intensity of 10° Lamp	Field Angle Horiz.	Field Angle Vert.
10° - 25°	AC-GE-1025-00	00331	52%	27°	35°
10° - 36°	AC-GE-1036-00	00333	38%	27°	43°

Lumen Transmissivity: 90%
 Diameter: 50.0 mm Thickness: 2 mm
 Magnetic Attach Force: 0.45 lb-F

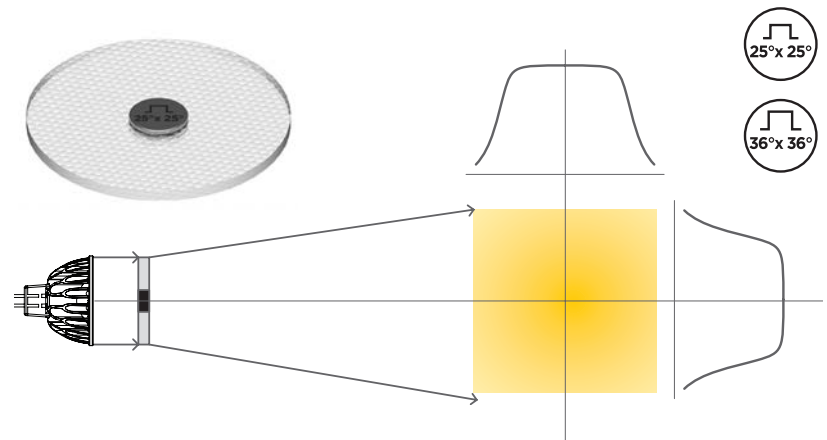


FLAT TOP SNAP

Provides even illumination center to edge. Eliminates video camera saturation, for use in applications such as critical video surveillance.

Beam	Part Number	Product Code	Luminous Intensity of 10° Lamp	Field Angle Horiz.	Field Angle Vert.
25° x 25°	AC-FR-2525-00	00335	19%	44°	44°
36° x 36°	AC-FR-3636-00	00337	14%	46°	46°

Lumen Transmissivity: 90%
 Diameter: 50.0 mm Thickness: 2 mm
 Magnetic Attach Force: 0.45 lb-F

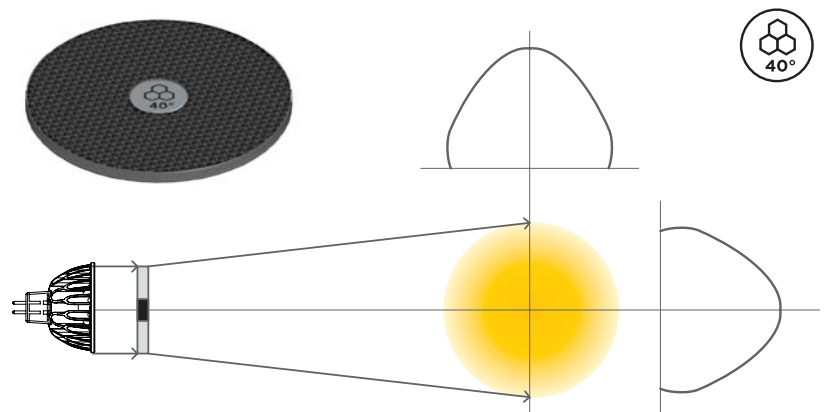


LOUVER SNAP

Eliminates high angle glare, making light beams disappear in downlight applications.

Cutoff Angle	Part Number	Product Code	Luminous Intensity of 10° Lamp
40°	AC-LU-4040-00	00339	63%

Diameter: 51.1 mm Thickness: 9.0 mm
 Magnetic Attach Force: 0.45 lb-F
 Reduces angular intensity to 0.1% of peak at 40° full angle.
 Fits around lamp face. Can be used in combination with gimbal ring fixtures.

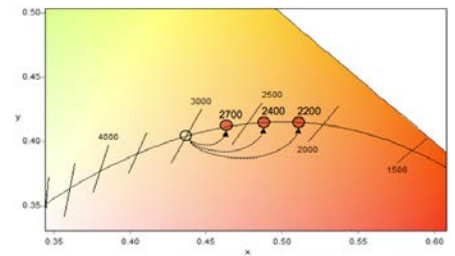


CCT SHIFTER SNAP

Use in hospitality and restaurant applications to simulate warm dimming. Create custom colors for festive occasions or brand identity. Single Lamp SKU can be used for multiple color temperatures

CTO*	Part Number	Product Code	Lumen Transmissivity	Mired Shift
1/4	AC-CC-0001-00	00323	90%	37
1/2	AC-CC-0002-00	00321	75%	83
3/4	AC-CC-0003-00	00319	60	120

*Color Temperature Orange
 Diameter: 50.0 mm Thickness: 2 mm
 Magnetic Attach Force: 0.45 lb-F



CCT SHIFT EFFECT


Starting Lamp CCT	1/4 CTO	1/2 CTO	3/4 CTO
2700K	2,450K	2,200K	2,000K
3,000K	2,700K	2,400K	2,200K
5,000K	4,250K	3,550K	3,125K

10 PACK COMBO

Contains 1 each of the following accessories:

- 25° Beam Spreader
- 36° Beam Spreader
- 60° Beam Spreader
- 10° x 25° Linear Lens
- 10° x 36° Linear Lens
- 25° x 25° Flat Top
- 36° x 36° Flat Top
- 1/4 CTO CCT Shifter
- 1/2 CTO CCT shifter
- 3/4 CTO CCT Shifter

Part Number	Product Code
AC-AA-COMB-00	00341



Stacking of accessories

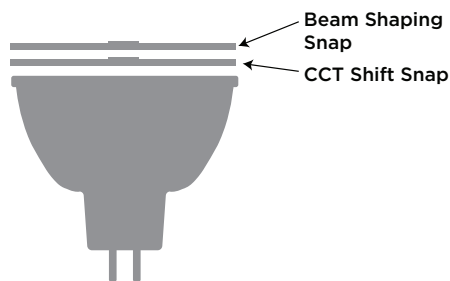
Snap accessories can be stacked in combination. For example, a beam spreader can be used in combination with CCT shifter. When combining beam shaping Snap accessories with CCT shifting Snap Accessories, for best results always place CCT shifting Snap on lamp first, below beam shapers, as shown in diagram at right.

Availability of photometric data

IES files and photometric data of accessories is available for download at www.soraa.com

Warranty

Snap System accessories carry a three year warranty on light transmission, magnet attachment, and color stability.



Soraa Inc.

Unit 1, Chelsing House,
 Mead Lane, Hertford,
 Hertfordshire SG13 7AW, UK
 855 GO-SORAA
 855 467-6722
www.soraa.com



SNAP SYSTEM COMPATIBLE SORAA LAMPS

SNAP System accessories are compatible only with the 10° Soraa lamps listed below.



Product Family	Base	Voltage	Reference Number	Product Code	Beam	Field	Luminous Intensity	Watts	Lumens
VIVID 2 2700K 10W	GU5.3	12v	MR16-50-B01-12-927-10	00271	10°	20°	5700	9.8	400 (40.5 lm/W)
	GU5.3	12v	MR16-50-B01-12-927-10/S3	00575	10°	20°	5700	9.8	400 (40.5 lm/W)
	GU10	120v	MR16-50-B03-120-927-10	00353	10°	20°	5780	9.8	390 (39.7 lm/W)
	GU10	230v	MR16-50-B03-230-927-10/S3	00667	10°	20°	5780	9.8	390 (39.7 LM/W)
VIVID 2 3000K 10W	GU5.3	12v	MR16-50-B01-12-930-10	00269	10°	20°	6000	9.8	420 (42.5 lm/W)
	GU5.3	12v	MR16-50-B01-12-930-10/S3	00573	10°	20°	6000	9.8	420 (42.5 lm/W)
	GU10	120v	MR16-50-B03-120-930-10	00351	10°	20°	5920	9.8	400 (40.8 LM/W)
	GU10	230v	MR16-50-B03-230-930-10/S3	00665	10°	20°	5920	9.8	400 (40.8 LM/W)
VIVID 2 2700K 8W	GU5.3	12v	MR16-40-B01-12-927-10-2	00263	10°	20°	4300	8	320 (41 lm/W)
	GU5.3	12v	MR16-40-B01-12-927-10-2/S3	00579	10°	20°	4300	8	320 (41 lm/W)
VIVID 2 3000K 8W	GU5.3	12v	MR16-40-B01-12-930-10-2	00261	10°	20°	4500	8	340 (43 lm/W)
	GU5.3	12v	MR16-40-B01-12-930-10-2	00577	10°	20°	4500	8	340 (43 lm/W)
VIVID 2 5000K 10W	GU10	120v	MR16-50-B03-120-950-10	00361	10°	20°	6220	9.8	420 (42.8 LM/W)
	GU10	230v	MR16-50-B03-230-950-10/S3	00669	10°	20°	6220	9.8	420 (42.8 LM/W)
VIVID 2 5000K 8W	GU5.3	12v	MR16-40-B01-12-950-10	00349	10°	20°	5180	8	350 (44 lm/W)
	GU5.3	12v	MR16-40-B01-12-950-10/S3	00731	10°	20°	5180	8	350 (44 lm/W)
PREMIUM 2 2700K 10W	GU5.3	12v	MR16-65-B01-12-827-10	00267	10°	20°	7500	9.8	490 (49 lm/W)
	GU5.3	12v	MR16-65-B01-12-827-10/S3	00571	10°	20°	7500	9.8	490 (49 lm/W)
	GU10	120v	MR16-65-B03-120-827-10	00359	10°	20°	6600	9.8	450 (45.9 LM/W)
	GU10	230v	MR16-65-B03-230-827-10/S3	00663	10°	20°	6600	9.8	450 (45.9 LM/W)
PREMIUM 2 3000K 10W	GU5.3	12v	MR16-65-B01-12-830-10	00265	10°	20°	7700	9.8	500 (50 lm/W)
	GU5.3	12v	MR16-65-B01-12-830-10/S3	00569	10°	20°	7700	9.8	500 (50 lm/W)
	GU10	120v	MR16-65-B03-120-830-10	00357	10°	20°	7120	9.8	480 (48.9 LM/W)

Information and specifications subject to change. Rev D 12.9.13 D-110168

Soraa Inc.

Unit 1 Chelsing House, Mead Lane, Hertford, Hertfordshire SG13 7AW, UK
855 GO-SORAA 855 467-6722 www.soraa.com